

**General Election  
November 2, 2010  
Official Canvass**



**Dated: Friday, November 19, 2010**

**Issued by:**

A handwritten signature in cursive script, appearing to read "Thomas LaCaze", followed by a horizontal line.

**Thomas LaCaze  
Clinton County Clerk**

**General Election  
Tuesday, November 02, 2010**

Thomas LaCaze  
Clinton County Clerk

	<b>Registered Voters</b>	<b>Ballots Cast</b>	<b>Turnout</b>
<b>ST ROSE 1</b>	786	381	49.87%
<b>ST ROSE 2</b>	307	133	44.33%
<b>ST ROSE TOWNSHIP</b>			
<b>TOTALS</b>	<b>1093</b>	<b>514</b>	47.03%
<b>WHEATFIELD</b>	411	198	50.00%
<b>WHEATFIELD TOWNSHIP TOTALS</b>			
<b>TOTALS</b>	<b>411</b>	<b>198</b>	48.18%
<b>IRISHTOWN 1</b>	607	217	39.24%
<b>IRISHTOWN 2</b>	293	131	47.12%
<b>IRISHTOWN TOWNSHIP TOTALS</b>			
<b>TOTALS</b>	<b>900</b>	<b>348</b>	38.67%
<b>EAST FORK</b>	332	161	52.44%
<b>EAST FORK TOWNSHIP TOTALS</b>			
<b>TOTALS</b>	<b>332</b>	<b>161</b>	48.49%
<b>SUGAR CREEK 1</b>	864	449	53.27%
<b>SUGAR CREEK 2</b>	1206	683	62.59%
<b>SUGAR CREEK 3</b>	881	455	58.00%
<b>SUGAR CREEK 4</b>	940	546	63.98%
<b>SUGAR CREEK 5</b>	837	412	51.44%
<b>SUGAR CREEK TOWNSHIP TOTALS</b>			
<b>TOTALS</b>	<b>4728</b>	<b>2545</b>	53.83%
<b>BREESE 1</b>	999	383	41.27%
<b>BREESE 2</b>	990	450	47.97%
<b>BREESE 3</b>	1113	609	8.60%
<b>BREESE 4</b>	1137	580	52.82%
<b>BREESE TOWNSHIP TOTALS</b>			
<b>TOTALS</b>	<b>4239</b>	<b>2022</b>	47.70%
<b>WADE 1</b>	531	244	47.47%
<b>WADE 2</b>	804	335	43.34%
<b>WADE TOWNSHIP TOTALS</b>			
<b>TOTALS</b>	<b>1335</b>	<b>579</b>	43.37%
<b>CARLYLE 1</b>	876	389	47.56%
<b>CARLYLE 2</b>	942	419	47.94%
<b>CARLYLE 3</b>	670	289	47.38%
<b>CARLYLE 4</b>	652	260	44.37%

**General Election**  
**Tuesday, November 02, 2010**  
 Thomas LaCaze  
 Clinton County Clerk

	Registered Voters	Ballots Cast	Turnout
<b>CARLYLE TOWNSHIP</b>			
<b>TOTALS</b>	<b>3140</b>	<b>1357</b>	<b>43.22%</b>
<b>CLEMENT</b>	<b>403</b>	<b>207</b>	<b>53.35%</b>
<b>CLEMENT TOWNSHIP</b>			
<b>TOTALS</b>	<b>403</b>	<b>207</b>	<b>51.36%</b>
<b>MERIDIAN</b>	<b>453</b>	<b>210</b>	<b>50.36%</b>
<b>MERIDIAN TOWNSHIP</b>			
<b>TOTALS</b>	<b>453</b>	<b>210</b>	<b>46.36%</b>
<b>LOOKINGGLASS 1</b>	<b>1169</b>	<b>576</b>	<b>52.00%</b>
<b>LOOKINGGLASS 2</b>	<b>621</b>	<b>211</b>	<b>38.35%</b>
<b>LOOKINGGLASS 3</b>	<b>292</b>	<b>141</b>	<b>52.57%</b>
<b>LOOKINGGLASS 4</b>	<b>1000</b>	<b>510</b>	<b>78.57%</b>
<b>LOOKINGGLASS 5</b>	<b>578</b>	<b>344</b>	<b>62.66%</b>
<b>LOOKINGGLASS 6</b>	<b>1076</b>	<b>580</b>	<b>56.38%</b>
<b>LOOKINGGLASS TOWNSHIP TOTALS</b>			
<b>TOTALS</b>	<b>4736</b>	<b>2362</b>	<b>49.87%</b>
<b>GERMANTOWN 1</b>	<b>951</b>	<b>581</b>	<b>62.91%</b>
<b>GERMANTOWN 2</b>	<b>618</b>	<b>313</b>	<b>64.86%</b>
<b>GERMANTOWN TOWNSHIP TOTALS</b>			
<b>TOTALS</b>	<b>1569</b>	<b>894</b>	<b>56.98%</b>
<b>SANTA FE</b>	<b>920</b>	<b>554</b>	<b>61.72%</b>
<b>SANTA FE TOWNSHIP</b>			
<b>TOTALS</b>	<b>920</b>	<b>554</b>	<b>60.22%</b>
<b>LAKE 1</b>	<b>584</b>	<b>274</b>	<b>48.32%</b>
<b>LAKE 2</b>	<b>160</b>	<b>75</b>	<b>49.66%</b>
<b>LAKE TOWNSHIP</b>			
<b>TOTALS</b>	<b>744</b>	<b>349</b>	<b>46.91%</b>
<b>BROOKSIDE 1</b>	<b>512</b>	<b>203</b>	<b>42.92%</b>
<b>BROOKSIDE 2</b>	<b>475</b>	<b>100</b>	<b>24.63%</b>
<b>BROOKSIDE 3</b>	<b>742</b>	<b>145</b>	<b>24.37%</b>
<b>BROOKSIDE 4</b>	<b>496</b>	<b>223</b>	<b>48.27%</b>
<b>BROOKSIDE 5</b>	<b>718</b>	<b>234</b>	<b>34.93%</b>
<b>BROOKSIDE TOWNSHIP TOTALS</b>			
<b>TOTALS</b>	<b>2943</b>	<b>905</b>	<b>30.75%</b>

**General Election**  
**Tuesday, November 02, 2010**  
Thomas LaCaze  
Clinton County Clerk

	<b>Registered Voters</b>	<b>Ballots Cast</b>	<b>Turnout</b>
<b>CLINTON COUNTY</b>			
<b>TOTALS</b>	<b>27946</b>	<b>13205</b>	<b>47.25%</b>

**General Election**  
**Tuesday, November 02, 2010**  
 Thomas LaCaze  
 Clinton County Clerk

**FEDERAL**  
**FOR UNITED STATES SENATOR**  
 (For a six year term)  
 (Vote for ONE)

	<b>Registered Voters</b>	<b>Ballots Cast</b>	<b>Turnout</b>	<b>MARK STEVEN KIRK (REP)</b>	<b>LeALAN M. JONES (GRN)</b>	<b>ALEXI GIANNOULIAS (DEM)</b>	<b>MIKE LABNO (LIB)</b>	<b>SUSANNE ATANUS (W-I)</b>	<b>WILL BOYD (W-I)</b>	<b>COREY DABNEY (W-I)</b>	<b>SHON-TIYON HORTON (W-I)</b>	<b>AVNER NAGAR (W-I)</b>	<b>LOWELL M. SEIDA (W-I)</b>
ST ROSE 1	786	381	48.47%	256	7	84	7	0	0	0	0	0	0
ST ROSE 2	307	133	43.32%	93	5	25	6	0	0	0	0	0	0
<b>ST ROSE TOWNSHIP</b>													
<b>TOTALS</b>	<b>1093</b>	<b>514</b>	<b>47.03%</b>	<b>349</b>	<b>12</b>	<b>109</b>	<b>13</b>	<b>0</b>	<b>0</b>	<b>0</b>	<b>0</b>	<b>0</b>	<b>0</b>
WHEATFIELD	411	198	48.18%	141	4	41	4	0	0	0	0	0	0
<b>WHEATFIELD TOWNSHIP TOTALS</b>													
<b>TOTALS</b>	<b>411</b>	<b>198</b>	<b>48.18%</b>	<b>141</b>	<b>4</b>	<b>41</b>	<b>4</b>	<b>0</b>	<b>0</b>	<b>0</b>	<b>0</b>	<b>0</b>	<b>0</b>
IRISHTOWN 1	607	217	35.75%	128	4	75	6	0	3	0	0	0	0
IRISHTOWN 2	293	131	44.71%	90	4	30	1	0	0	0	0	0	0
<b>IRISHTOWN TOWNSHIP TOTALS</b>													
<b>TOTALS</b>	<b>900</b>	<b>348</b>	<b>38.67%</b>	<b>218</b>	<b>8</b>	<b>105</b>	<b>7</b>	<b>0</b>	<b>3</b>	<b>0</b>	<b>0</b>	<b>0</b>	<b>0</b>
EAST FORK	332	161	48.49%	97	4	54	1	0	0	0	0	0	0
<b>EAST FORK TOWNSHIP TOTALS</b>													
<b>TOTALS</b>	<b>332</b>	<b>161</b>	<b>48.49%</b>	<b>97</b>	<b>4</b>	<b>54</b>	<b>1</b>	<b>0</b>	<b>0</b>	<b>0</b>	<b>0</b>	<b>0</b>	<b>0</b>
SUGAR CREEK 1	864	449	51.97%	331	8	83	7	0	0	0	0	0	0
SUGAR CREEK 2	1206	683	56.63%	484	16	135	15	0	0	0	0	0	0
SUGAR CREEK 3	881	455	51.65%	319	7	106	6	0	0	0	0	0	0
SUGAR CREEK 4	940	546	58.09%	381	11	127	9	0	0	0	0	0	0
SUGAR CREEK 5	837	412	49.22%	283	7	92	12	0	0	0	0	0	0
<b>SUGAR CREEK TOWNSHIP TOTALS</b>													
<b>TOTALS</b>	<b>4728</b>	<b>2545</b>	<b>53.83%</b>	<b>1798</b>	<b>49</b>	<b>543</b>	<b>49</b>	<b>0</b>	<b>0</b>	<b>0</b>	<b>0</b>	<b>0</b>	<b>0</b>
BREESE 1	999	383	38.34%	221	14	125	8	0	0	0	0	0	0
BREESE 2	990	450	45.45%	272	12	130	12	0	0	0	0	0	0
BREESE 3	1113	609	8.56%	419	18	131	14	0	0	0	0	0	0
BREESE 4	1137	580	51.01%	378	9	147	12	0	2	0	0	0	0
<b>BREESE TOWNSHIP TOTALS</b>													
<b>TOTALS</b>	<b>4239</b>	<b>2022</b>	<b>47.70%</b>	<b>1290</b>	<b>53</b>	<b>533</b>	<b>46</b>	<b>0</b>	<b>2</b>	<b>0</b>	<b>0</b>	<b>0</b>	<b>0</b>
WADE 1	531	244	45.95%	150	5	69	7	0	0	0	0	0	0
WADE 2	804	335	41.67%	187	8	119	6	0	0	0	0	0	0
<b>WADE TOWNSHIP TOTALS</b>													
<b>TOTALS</b>	<b>1335</b>	<b>579</b>	<b>43.37%</b>	<b>337</b>	<b>13</b>	<b>188</b>	<b>13</b>	<b>0</b>	<b>0</b>	<b>0</b>	<b>0</b>	<b>0</b>	<b>0</b>
CARLYLE 1	876	389	44.41%	234	6	128	12	0	0	0	0	0	0

**General Election**  
**Tuesday, November 02, 2010**  
 Thomas LaCaze  
 Clinton County Clerk

**FEDERAL**  
**FOR UNITED STATES SENATOR**  
 (For a six year term)  
 (Vote for ONE)

	<b>Registered Voters</b>	<b>Ballots Cast</b>	<b>Turnout</b>	<b>MARK STEVEN KIRK (REP)</b>	<b>LeALAN M. JONES (GRN)</b>	<b>ALEXI GIANNOULIAS (DEM)</b>	<b>MIKE LABNO (LIB)</b>	<b>SUSANNE ATANUS (W-I)</b>	<b>WILL BOYD (W-I)</b>	<b>COREY DABNEY (W-I)</b>	<b>SHON-TIYON HORTON (W-I)</b>	<b>AVNER NAGAR (W-I)</b>	<b>LOWELL M. SEIDA (W-I)</b>
CARLYLE 2	942	419	44.48%	244	16	128	13	0	3	0	0	0	0
CARLYLE 3	670	289	43.13%	171	8	82	9	0	0	0	0	0	0
CARLYLE 4	652	260	39.88%	146	14	80	3	0	1	0	0	0	0
<b>CARLYLE TOWNSHIP</b>													
<b>TOTALS</b>	<b>3140</b>	<b>1357</b>	<b>43.22%</b>	<b>795</b>	<b>44</b>	<b>418</b>	<b>37</b>	<b>0</b>	<b>4</b>	<b>0</b>	<b>0</b>	<b>0</b>	<b>0</b>
CLEMENT	403	207	51.36%	128	8	58	4	0	1	0	0	0	0
<b>CLEMENT TOWNSHIP</b>													
<b>TOTALS</b>	<b>403</b>	<b>207</b>	<b>51.36%</b>	<b>128</b>	<b>8</b>	<b>58</b>	<b>4</b>	<b>0</b>	<b>1</b>	<b>0</b>	<b>0</b>	<b>0</b>	<b>0</b>
MERIDIAN	453	210	46.36%	155	11	36	1	0	0	0	0	0	0
<b>MERIDIAN TOWNSHIP</b>													
<b>TOTALS</b>	<b>453</b>	<b>210</b>	<b>46.36%</b>	<b>155</b>	<b>11</b>	<b>36</b>	<b>1</b>	<b>0</b>	<b>0</b>	<b>0</b>	<b>0</b>	<b>0</b>	<b>0</b>
LOOKINGGLASS 1	1169	576	49.27%	401	22	120	12	0	0	0	0	0	0
LOOKINGGLASS 2	621	211	33.98%	128	11	61	6	0	0	0	0	0	0
LOOKINGGLASS 3	292	141	48.29%	83	4	41	3	0	0	0	0	0	0
LOOKINGGLASS 4	1000	510	51.00%	384	9	89	14	0	0	0	0	0	0
LOOKINGGLASS 5	578	344	59.52%	234	9	76	10	0	0	0	0	0	0
LOOKINGGLASS 6	1076	580	53.90%	399	13	128	22	0	0	0	0	0	0
<b>LOOKINGGLASS</b>													
<b>TOWNSHIP TOTALS</b>	<b>4736</b>	<b>2362</b>	<b>49.87%</b>	<b>1629</b>	<b>68</b>	<b>515</b>	<b>67</b>	<b>0</b>	<b>0</b>	<b>0</b>	<b>0</b>	<b>0</b>	<b>0</b>
GERMANTOWN 1	951	581	61.09%	381	21	139	12	0	0	0	0	0	0
GERMANTOWN 2	618	313	50.65%	206	4	76	6	0	0	0	0	0	0
<b>GERMANTOWN</b>													
<b>TOWNSHIP TOTALS</b>	<b>1569</b>	<b>894</b>	<b>56.98%</b>	<b>587</b>	<b>25</b>	<b>215</b>	<b>18</b>	<b>0</b>	<b>0</b>	<b>0</b>	<b>0</b>	<b>0</b>	<b>0</b>
SANTA FE	920	554	60.22%	367	14	136	4	0	0	0	0	0	0
<b>SANTA FE TOWNSHIP</b>													
<b>TOTALS</b>	<b>920</b>	<b>554</b>	<b>60.22%</b>	<b>367</b>	<b>14</b>	<b>136</b>	<b>4</b>	<b>0</b>	<b>0</b>	<b>0</b>	<b>0</b>	<b>0</b>	<b>0</b>
LAKE 1	584	274	46.92%	184	9	61	9	0	0	0	0	0	0
LAKE 2	160	75	46.88%	46	3	21	1	0	0	0	0	0	0
<b>LAKE TOWNSHIP</b>													
<b>TOTALS</b>	<b>744</b>	<b>349</b>	<b>46.91%</b>	<b>230</b>	<b>12</b>	<b>82</b>	<b>10</b>	<b>0</b>	<b>0</b>	<b>0</b>	<b>0</b>	<b>0</b>	<b>0</b>
BROOKSIDE 1	512	203	39.65%	118	6	72	1	0	0	0	0	0	0
BROOKSIDE 2	475	100	21.05%	56	5	34	2	0	0	0	0	0	0

**General Election**  
**Tuesday, November 02, 2010**  
 Thomas LaCaze  
 Clinton County Clerk

**FEDERAL**  
 FOR UNITED STATES SENATOR  
 (For a six year term)  
 (Vote for ONE)

	<b>Registered Voters</b>	<b>Ballots Cast</b>	<b>Turnout</b>	<b>MARK STEVEN KIRK (REP)</b>	<b>LeALAN M. JONES (GRN)</b>	<b>ALEXI GIANNOULIAS (DEM)</b>	<b>MIKE LABNO (LIB)</b>	<b>SUSANNE ATANUS (W-I)</b>	<b>WILL BOYD (W-I)</b>	<b>COREY DABNEY (W-I)</b>	<b>SHON-TIYON HORTON (W-I)</b>	<b>AVNER NAGAR (W-I)</b>	<b>LOWELL M. SEIDA (W-I)</b>
<b>BROOKSIDE 3</b>	742	145	19.54%	66	5	67	3	0	0	0	0	0	0
<b>BROOKSIDE 4</b>	496	223	44.96%	125	7	79	6	0	0	0	0	0	0
<b>BROOKSIDE 5</b>	718	234	32.59%	137	3	79	4	0	0	0	0	0	0
<b>BROOKSIDE TOWNSHIP TOTALS</b>	<b>2943</b>	<b>905</b>	<b>30.75%</b>	<b>502</b>	<b>26</b>	<b>331</b>	<b>16</b>	<b>0</b>	<b>0</b>	<b>0</b>	<b>0</b>	<b>0</b>	<b>0</b>
<b>CLINTON COUNTY TOTALS</b>	<b>27946</b>	<b>13205</b>	<b>47.25%</b>	<b>8623</b>	<b>351</b>	<b>3364</b>	<b>290</b>	<b>0</b>	<b>10</b>	<b>0</b>	<b>0</b>	<b>0</b>	<b>0</b>

General Election  
 Tuesday, November 02, 2010  
 Thomas LaCaze  
 Clinton County Clerk

FEDERAL  
 FOR UNITED STATES SENATOR  
 (For a six year term)  
 (Vote for ONE)

	Registered Voters	Ballots Cast	Turnout	ROBERT L. ZADEK (W-I)	INA PINKNEY (W-I)	STAN JAGLA (W-I)
ST ROSE 1	786	381	48.47%	0	0	0
ST ROSE 2	307	133	43.32%	0	0	0
<b>ST ROSE TOWNSHIP</b>						
TOTALS	1093	514	47.03%	0	0	0
WHEATFIELD	411	198	48.18%	0	0	0
<b>WHEATFIELD TOWNSHIP TOTALS</b>						
TOTALS	411	198	48.18%	0	0	0
IRISHTOWN 1	607	217	35.75%	0	0	0
IRISHTOWN 2	293	131	44.71%	0	0	0
<b>IRISHTOWN TOWNSHIP TOTALS</b>						
TOTALS	900	348	38.67%	0	0	0
EAST FORK	332	161	48.49%	0	0	0
<b>EAST FORK TOWNSHIP TOTALS</b>						
TOTALS	332	161	48.49%	0	0	0
SUGAR CREEK 1	864	449	51.97%	0	0	0
SUGAR CREEK 2	1206	683	56.63%	0	0	0
SUGAR CREEK 3	881	455	51.65%	0	0	0
SUGAR CREEK 4	940	546	58.09%	0	0	0
SUGAR CREEK 5	837	412	49.22%	0	0	0
<b>SUGAR CREEK TOWNSHIP TOTALS</b>						
TOTALS	4728	2545	53.83%	0	0	0
BREESE 1	999	383	38.34%	0	0	0
BREESE 2	990	450	45.45%	1	0	0
BREESE 3	1113	609	8.56%	0	0	0
BREESE 4	1137	580	51.01%	0	0	0
<b>BREESE TOWNSHIP TOTALS</b>						
TOTALS	4239	2022	47.70%	1	0	0
WADE 1	531	244	45.95%	0	0	0
WADE 2	804	335	41.67%	0	0	0
<b>WADE TOWNSHIP TOTALS</b>						
TOTALS	1335	579	43.37%	0	0	0
CARLYLE 1	876	389	44.41%	0	0	0



**General Election**  
**Tuesday, November 02, 2010**  
 Thomas LaCaze  
 Clinton County Clerk

**FEDERAL**  
 FOR UNITED STATES SENATOR  
 (For a six year term)  
 (Vote for ONE)

	<b>Registered Voters</b>	<b>Ballots Cast</b>	<b>Turnout</b>	<b>ROBERT L. ZADEK (W-I)</b>	<b>INA PINKNEY (W-I)</b>	<b>STAN JAGLA (W-I)</b>
CARLYLE 2	942	419	44.48%	0	0	0
CARLYLE 3	670	289	43.13%	0	0	0
CARLYLE 4	652	260	39.88%	0	0	0
<b>CARLYLE TOWNSHIP</b>						
<b>TOTALS</b>	<b>3140</b>	<b>1357</b>	<b>43.22%</b>	<b>0</b>	<b>0</b>	<b>0</b>
CLEMENT	403	207	51.36%	0	0	0
<b>CLEMENT TOWNSHIP</b>						
<b>TOTALS</b>	<b>403</b>	<b>207</b>	<b>51.36%</b>	<b>0</b>	<b>0</b>	<b>0</b>
MERIDIAN	453	210	46.36%	0	0	0
<b>MERIDIAN TOWNSHIP</b>						
<b>TOTALS</b>	<b>453</b>	<b>210</b>	<b>46.36%</b>	<b>0</b>	<b>0</b>	<b>0</b>
LOOKINGGLASS 1	1169	576	49.27%	0	0	0
LOOKINGGLASS 2	621	211	33.98%	0	0	0
LOOKINGGLASS 3	292	141	48.29%	0	0	0
LOOKINGGLASS 4	1000	510	51.00%	0	0	0
LOOKINGGLASS 5	578	344	59.52%	0	0	0
LOOKINGGLASS 6	1076	580	53.90%	0	0	0
<b>LOOKINGGLASS</b>						
<b>TOWNSHIP TOTALS</b>	<b>4736</b>	<b>2362</b>	<b>49.87%</b>	<b>0</b>	<b>0</b>	<b>0</b>
GERMANTOWN 1	951	581	61.09%	0	0	0
GERMANTOWN 2	618	313	50.65%	1	0	0
<b>GERMANTOWN</b>						
<b>TOWNSHIP TOTALS</b>	<b>1569</b>	<b>894</b>	<b>56.98%</b>	<b>1</b>	<b>0</b>	<b>0</b>
SANTA FE	920	554	60.22%	0	0	0
<b>SANTA FE TOWNSHIP</b>						
<b>TOTALS</b>	<b>920</b>	<b>554</b>	<b>60.22%</b>	<b>0</b>	<b>0</b>	<b>0</b>
LAKE 1	584	274	46.92%	0	0	0
LAKE 2	160	75	46.88%	0	0	0
<b>LAKE TOWNSHIP</b>						
<b>TOTALS</b>	<b>744</b>	<b>349</b>	<b>46.91%</b>	<b>0</b>	<b>0</b>	<b>0</b>
BROOKSIDE 1	512	203	39.65%	0	0	0
BROOKSIDE 2	475	100	21.05%	0	0	0

**General Election**  
**Tuesday, November 02, 2010**  
 Thomas LaCaze  
 Clinton County Clerk

**FEDERAL**  
 FOR UNITED STATES SENATOR  
 (For a six year term)  
 (Vote for ONE)

	<b>Registered Voters</b>	<b>Ballots Cast</b>	<b>Turnout</b>	<b>ROBERT L. ZADEK (W-I)</b>	<b>INA PINKNEY (W-I)</b>	<b>STAN JAGLA (W-I)</b>
<b>BROOKSIDE 3</b>	742	145	19.54%	0	0	0
<b>BROOKSIDE 4</b>	496	223	44.96%	0	0	0
<b>BROOKSIDE 5</b>	718	234	32.59%	0	0	0
<b>BROOKSIDE TOWNSHIP TOTALS</b>	<b>2943</b>	<b>905</b>	<b>30.75%</b>	<b>0</b>	<b>0</b>	<b>0</b>
<b>CLINTON COUNTY TOTALS</b>	<b>27946</b>	<b>13205</b>	<b>47.25%</b>	<b>2</b>	<b>0</b>	<b>0</b>

General Election  
 Tuesday, November 02, 2010  
 Thomas LaCaze  
 Clinton County Clerk

FEDERAL  
 FOR UNITED STATES SENATOR  
 (For an unexpired term)  
 (Vote for ONE)

	Registered Voters	Ballots Cast	Turnout	MARK STEVEN KIRK (REP)	LeALAN M. JONES (GRN)	ALEXI GIANNOULIAS (DEM)	MIKE LABNO (LIB)	SUSANNE ATANUS (W-I)	WILL BOYD (W-I)	COREY DABNEY (W-I)	STAN JAGLA (W-I)	LOWELL M. SEIDA (W-I)	ROBERT L. ZADEK (W-I)
ST ROSE 1	786	381	48.47%	232	15	81	9	0	0	0	0	0	0
ST ROSE 2	307	133	43.32%	87	2	24	10	0	0	0	0	0	0
ST ROSE TOWNSHIP													
TOTALS	1093	514	47.03%	319	17	105	19	0	0	0	0	0	0
WHEATFIELD	411	198	48.18%	133	5	35	4	0	0	0	0	0	0
WHEATFIELD TOWNSHIP TOTALS													
	411	198	48.18%	133	5	35	4	0	0	0	0	0	0
IRISHTOWN 1	607	217	35.75%	122	7	71	6	0	1	0	0	0	0
IRISHTOWN 2	293	131	44.71%	86	6	31	1	0	0	0	0	0	0
IRISHTOWN TOWNSHIP TOTALS													
	900	348	38.67%	208	13	102	7	0	1	0	0	0	0
EAST FORK	332	161	48.49%	92	6	54	1	0	0	0	0	0	0
EAST FORK TOWNSHIP TOTALS													
	332	161	48.49%	92	6	54	1	0	0	0	0	0	0
SUGAR CREEK 1	864	449	51.97%	316	12	80	10	0	0	0	0	0	0
SUGAR CREEK 2	1206	683	56.63%	452	17	137	14	0	0	0	0	0	0
SUGAR CREEK 3	881	455	51.65%	291	9	109	7	0	0	0	0	0	1
SUGAR CREEK 4	940	546	58.09%	368	12	120	13	0	0	0	0	0	0
SUGAR CREEK 5	837	412	49.22%	267	7	87	15	0	0	0	0	0	0
SUGAR CREEK TOWNSHIP TOTALS													
	4728	2545	53.83%	1694	57	533	59	0	0	0	0	0	1
BREESE 1	999	383	38.34%	199	20	120	8	0	0	0	0	0	0
BREESE 2	990	450	45.45%	254	17	120	12	0	0	0	0	0	0
BREESE 3	1113	609	8.56%	386	20	135	12	0	0	0	0	0	0
BREESE 4	1137	580	51.01%	354	13	136	15	0	2	0	0	0	0
BREESE TOWNSHIP TOTALS													
	4239	2022	47.70%	1193	70	511	47	0	2	0	0	0	0
WADE 1	531	244	45.95%	138	9	64	5	0	0	0	0	0	0
WADE 2	804	335	41.67%	178	15	105	5	0	1	0	0	0	0
WADE TOWNSHIP TOTALS													
	1335	579	43.37%	316	24	169	10	0	1	0	0	0	0
CARLYLE 1	876	389	44.41%	219	7	122	10	0	0	0	0	0	0

**General Election**  
**Tuesday, November 02, 2010**  
 Thomas LaCaze  
 Clinton County Clerk

**FEDERAL**  
**FOR UNITED STATES SENATOR**  
 (For an unexpired term)  
 (Vote for ONE)

	<b>Registered Voters</b>	<b>Ballots Cast</b>	<b>Turnout</b>	<b>MARK STEVEN KIRK (REP)</b>	<b>LeALAN M. JONES (GRN)</b>	<b>ALEXI GIANNOULIAS (DEM)</b>	<b>MIKE LABNO (LIB)</b>	<b>SUSANNE ATANUS (W-I)</b>	<b>WILL BOYD (W-I)</b>	<b>COREY DABNEY (W-I)</b>	<b>STAN JAGLA (W-I)</b>	<b>LOWELL M. SEIDA (W-I)</b>	<b>ROBERT L. ZADEK (W-I)</b>
CARLYLE 2	942	419	44.48%	226	21	119	15	0	2	0	0	0	0
CARLYLE 3	670	289	43.13%	160	8	80	9	0	0	0	0	0	0
CARLYLE 4	652	260	39.88%	143	11	77	2	0	0	0	0	0	0
<b>CARLYLE TOWNSHIP</b>													
<b>TOTALS</b>	<b>3140</b>	<b>1357</b>	<b>43.22%</b>	<b>748</b>	<b>47</b>	<b>398</b>	<b>36</b>	<b>0</b>	<b>2</b>	<b>0</b>	<b>0</b>	<b>0</b>	<b>0</b>
CLEMENT	403	207	51.36%	123	7	60	2	0	1	0	0	0	0
<b>CLEMENT TOWNSHIP</b>													
<b>TOTALS</b>	<b>403</b>	<b>207</b>	<b>51.36%</b>	<b>123</b>	<b>7</b>	<b>60</b>	<b>2</b>	<b>0</b>	<b>1</b>	<b>0</b>	<b>0</b>	<b>0</b>	<b>0</b>
MERIDIAN	453	210	46.36%	153	8	37	2	0	0	0	0	0	0
<b>MERIDIAN TOWNSHIP</b>													
<b>TOTALS</b>	<b>453</b>	<b>210</b>	<b>46.36%</b>	<b>153</b>	<b>8</b>	<b>37</b>	<b>2</b>	<b>0</b>	<b>0</b>	<b>0</b>	<b>0</b>	<b>0</b>	<b>0</b>
LOOKINGGLASS 1	1169	576	49.27%	376	23	121	16	0	0	0	0	0	0
LOOKINGGLASS 2	621	211	33.98%	118	16	55	9	0	0	0	0	0	0
LOOKINGGLASS 3	292	141	48.29%	80	4	36	5	0	0	0	0	0	0
LOOKINGGLASS 4	1000	510	51.00%	362	11	81	18	0	0	0	0	0	0
LOOKINGGLASS 5	578	344	59.52%	216	13	69	11	0	0	0	0	0	0
LOOKINGGLASS 6	1076	580	53.90%	383	16	128	28	0	0	0	0	0	0
<b>LOOKINGGLASS</b>													
<b>TOWNSHIP TOTALS</b>	<b>4736</b>	<b>2362</b>	<b>49.87%</b>	<b>1535</b>	<b>83</b>	<b>490</b>	<b>87</b>	<b>0</b>	<b>0</b>	<b>0</b>	<b>0</b>	<b>0</b>	<b>0</b>
GERMANTOWN 1	951	581	61.09%	346	23	132	13	0	0	0	0	0	0
GERMANTOWN 2	618	313	50.65%	190	3	76	7	0	0	0	0	0	0
<b>GERMANTOWN</b>													
<b>TOWNSHIP TOTALS</b>	<b>1569</b>	<b>894</b>	<b>56.98%</b>	<b>536</b>	<b>26</b>	<b>208</b>	<b>20</b>	<b>0</b>	<b>0</b>	<b>0</b>	<b>0</b>	<b>0</b>	<b>0</b>
SANTA FE	920	554	60.22%	329	18	135	7	0	0	0	0	0	0
<b>SANTA FE TOWNSHIP</b>													
<b>TOTALS</b>	<b>920</b>	<b>554</b>	<b>60.22%</b>	<b>329</b>	<b>18</b>	<b>135</b>	<b>7</b>	<b>0</b>	<b>0</b>	<b>0</b>	<b>0</b>	<b>0</b>	<b>0</b>
LAKE 1	584	274	46.92%	164	16	64	8	0	0	0	0	0	0
LAKE 2	160	75	46.88%	42	4	17	2	0	0	0	0	0	0
<b>LAKE TOWNSHIP</b>													
<b>TOTALS</b>	<b>744</b>	<b>349</b>	<b>46.91%</b>	<b>206</b>	<b>20</b>	<b>81</b>	<b>10</b>	<b>0</b>	<b>0</b>	<b>0</b>	<b>0</b>	<b>0</b>	<b>0</b>
BROOKSIDE 1	512	203	39.65%	115	7	65	4	0	0	0	0	0	0
BROOKSIDE 2	475	100	21.05%	54	6	34	1	0	0	0	0	0	0

**General Election**  
**Tuesday, November 02, 2010**  
 Thomas LaCaze  
 Clinton County Clerk

**FEDERAL**  
**FOR UNITED STATES SENATOR**  
 (For an unexpired term)  
 (Vote for ONE)

	<b>Registered Voters</b>	<b>Ballots Cast</b>	<b>Turnout</b>	<b>MARK STEVEN KIRK (REP)</b>	<b>LeALAN M. JONES (GRN)</b>	<b>ALEXI GIANNOULIAS (DEM)</b>	<b>MIKE LABNO (LIB)</b>	<b>SUSANNE ATANUS (W-I)</b>	<b>WILL BOYD (W-I)</b>	<b>COREY DABNEY (W-I)</b>	<b>STAN JAGLA (W-I)</b>	<b>LOWELL M. SEIDA (W-I)</b>	<b>ROBERT L. ZADEK (W-I)</b>
<b>BROOKSIDE 3</b>	742	145	19.54%	61	8	63	3	0	0	0	0	0	0
<b>BROOKSIDE 4</b>	496	223	44.96%	119	9	75	7	0	0	0	0	0	0
<b>BROOKSIDE 5</b>	718	234	32.59%	127	5	72	8	0	0	0	0	0	0
<b>BROOKSIDE TOWNSHIP TOTALS</b>	<b>2943</b>	<b>905</b>	<b>30.75%</b>	<b>476</b>	<b>35</b>	<b>309</b>	<b>23</b>	<b>0</b>	<b>0</b>	<b>0</b>	<b>0</b>	<b>0</b>	<b>0</b>
<b>CLINTON COUNTY TOTALS</b>	<b>27946</b>	<b>13205</b>	<b>47.25%</b>	<b>8061</b>	<b>436</b>	<b>3227</b>	<b>334</b>	<b>0</b>	<b>7</b>	<b>0</b>	<b>0</b>	<b>0</b>	<b>1</b>

**CANVASS OF VOTES**  
**in Clinton County, Illinois at the General Election on Tuesday, November 2, 2010**

---

STATE OF ILLINOIS  
COUNTY OF CLINTON

**FEDERAL**

I, Thomas LaCaze, Clinton County Clerk, do hereby certify that the above is a correct copy of the Canvass of votes cast at the General Election held in Clinton County on Tuesday, November 2, 2010. This canvass was made by the County Canvassing Board of Clinton County and is now on file in my office.

A handwritten signature in cursive script that reads "Thomas LaCaze". The signature is written in black ink and is positioned to the right of the date.

Dated: Friday, November 19, 2010

---

Thomas LaCaze, Clinton County Clerk

General Election  
 Tuesday, November 02, 2010  
 Thomas LaCaze  
 Clinton County Clerk

STATE  
 PROPOSED AMENDMENT TO THE 1970 ILLINOIS CONSTITUTION

	Registered Voters	Ballots Cast	Turnout	YES	NO
ST ROSE 1	764	381	49.87%	184	130
ST ROSE 2	300	133	44.33%	79	33
<b>ST ROSE TOWNSHIP</b>					
<b>TOTALS</b>	<b>1064</b>	<b>514</b>	<b>48.31%</b>	<b>263</b>	<b>163</b>
WHEATFIELD	396	198	50.00%	95	81
<b>WHEATFIELD TOWNSHIP TOTALS</b>					
<b>TOTALS</b>	<b>396</b>	<b>198</b>	<b>50.00%</b>	<b>95</b>	<b>81</b>
IRISHTOWN 1	553	217	39.24%	108	79
IRISHTOWN 2	278	131	47.12%	72	36
<b>IRISHTOWN TOWNSHIP TOTALS</b>					
<b>TOTALS</b>	<b>831</b>	<b>348</b>	<b>41.88%</b>	<b>180</b>	<b>115</b>
EAST FORK	307	161	52.44%	93	45
<b>EAST FORK TOWNSHIP TOTALS</b>					
<b>TOTALS</b>	<b>307</b>	<b>161</b>	<b>52.44%</b>	<b>93</b>	<b>45</b>
SUGAR CREEK 1	841	448	53.27%	245	132
SUGAR CREEK 2	1080	676	62.59%	388	223
SUGAR CREEK 3	781	453	58.00%	237	153
SUGAR CREEK 4	844	540	63.98%	300	171
SUGAR CREEK 5	801	412	51.44%	195	150
<b>SUGAR CREEK TOWNSHIP TOTALS</b>					
<b>TOTALS</b>	<b>4347</b>	<b>2529</b>	<b>58.18%</b>	<b>1365</b>	<b>829</b>
BREESE 1	928	383	41.27%	221	98
BREESE 2	938	450	47.97%	220	119
BREESE 3	1085	609	8.60%	333	181
BREESE 4	1098	580	52.82%	281	182
<b>BREESE TOWNSHIP TOTALS</b>					
<b>TOTALS</b>	<b>4049</b>	<b>2022</b>	<b>49.94%</b>	<b>1055</b>	<b>580</b>
WADE 1	514	244	47.47%	135	53
WADE 2	773	335	43.34%	183	80
<b>WADE TOWNSHIP TOTALS</b>					
<b>TOTALS</b>	<b>1287</b>	<b>579</b>	<b>44.99%</b>	<b>318</b>	<b>133</b>
CARLYLE 1	818	389	47.56%	189	122

General Election  
 Tuesday, November 02, 2010  
 Thomas LaCaze  
 Clinton County Clerk

STATE  
 PROPOSED AMENDMENT TO THE 1970 ILLINOIS CONSTITUTION

	Registered Voters	Ballots Cast	Turnout	YES	NO
CARLYLE 2	874	419	47.94%	214	128
CARLYLE 3	610	289	47.38%	144	85
CARLYLE 4	586	260	44.37%	116	75
<b>CARLYLE TOWNSHIP TOTALS</b>	<b>2888</b>	<b>1357</b>	<b>46.99%</b>	<b>663</b>	<b>410</b>
CLEMENT	388	207	53.35%	111	70
<b>CLEMENT TOWNSHIP TOTALS</b>	<b>388</b>	<b>207</b>	<b>53.35%</b>	<b>111</b>	<b>70</b>
MERIDIAN	417	210	50.36%	112	71
<b>MERIDIAN TOWNSHIP TOTALS</b>	<b>417</b>	<b>210</b>	<b>50.36%</b>	<b>112</b>	<b>71</b>
LOOKINGGLASS 1	1102	573	52.00%	336	168
LOOKINGGLASS 2	551	211	38.29%	110	75
LOOKINGGLASS 3	270	141	52.22%	68	50
LOOKINGGLASS 4	956	510	53.35%	286	154
LOOKINGGLASS 5	545	341	62.57%	194	93
LOOKINGGLASS 6	1027	579	56.38%	309	170
<b>LOOKINGGLASS TOWNSHIP TOTALS</b>	<b>4451</b>	<b>2355</b>	<b>52.91%</b>	<b>1303</b>	<b>710</b>
GERMANTOWN 1	922	580	62.91%	297	198
GERMANTOWN 2	598	313	52.34%	141	93
<b>GERMANTOWN TOWNSHIP TOTALS</b>	<b>1520</b>	<b>893</b>	<b>58.75%</b>	<b>438</b>	<b>291</b>
SANTA FE	896	553	61.72%	269	148
<b>SANTA FE TOWNSHIP TOTALS</b>	<b>896</b>	<b>553</b>	<b>61.72%</b>	<b>269</b>	<b>148</b>
LAKE 1	565	273	48.32%	145	84
LAKE 2	149	74	49.66%	40	14
<b>LAKE TOWNSHIP TOTALS</b>	<b>714</b>	<b>347</b>	<b>48.60%</b>	<b>185</b>	<b>98</b>
BROOKSIDE 1	473	203	42.92%	101	61
BROOKSIDE 2	406	100	24.63%	52	24



**General Election**  
**Tuesday, November 02, 2010**  
Thomas LaCaze  
Clinton County Clerk

**STATE**  
PROPOSED AMENDMENT TO THE 1970 ILLINOIS CONSTITUTION

	<b>Registered Voters</b>	<b>Ballots Cast</b>	<b>Turnout</b>	<b>YES</b>	<b>NO</b>
<b>BROOKSIDE 3</b>	595	145	24.37%	71	41
<b>BROOKSIDE 4</b>	462	223	48.27%	125	68
<b>BROOKSIDE 5</b>	670	234	34.93%	131	59
<b>BROOKSIDE TOWNSHIP TOTALS</b>	<b>2606</b>	<b>905</b>	<b>34.73%</b>	<b>480</b>	<b>253</b>
<b>CLINTON COUNTY TOTALS</b>	<b>26161</b>	<b>13178</b>	<b>50.37%</b>	<b>6930</b>	<b>3997</b>

General Election  
 Tuesday, November 02, 2010  
 Thomas LaCaze  
 Clinton County Clerk

STATE  
 FOR GOVERNOR AND LIEUTENANT GOVERNOR  
 (Vote for ONE)

	Registered Voters	Ballots Cast	Turnout	BRADY/PLUMMER (REP)	WHITNEY/CRAWFORD (GRN)	QUINN/SIMON (DEM)	GREEN/RUTLEDGE (LIB)	COHEN/SWILLEY (IND)	ESTILL/JONES (W-I)	GREGG MOORE (W-I)	CHARLES J. SYMONDS (W-I)	MICHAEL WHITE (W-I)
ST ROSE 1	764	381	49.87%	261	9	86	5	8	0	0	0	0
ST ROSE 2	300	133	44.33%	93	2	26	2	8	0	0	0	0
<b>ST ROSE TOWNSHIP</b>												
TOTALS	1064	514	48.31%	354	11	112	7	16	0	0	0	0
WHEATFIELD	396	198	50.00%	140	2	44	1	8	0	0	0	0
<b>WHEATFIELD TOWNSHIP TOTALS</b>												
TOTALS	396	198	50.00%	140	2	44	1	8	0	0	0	0
IRISHTOWN 1	553	217	39.24%	134	3	76	1	3	0	0	0	0
IRISHTOWN 2	278	131	47.12%	97	0	28	1	3	0	0	0	0
<b>IRISHTOWN TOWNSHIP TOTALS</b>												
TOTALS	831	348	41.88%	231	3	104	2	6	0	0	0	0
EAST FORK	307	161	52.44%	90	4	56	0	9	0	0	0	0
<b>EAST FORK TOWNSHIP TOTALS</b>												
TOTALS	307	161	52.44%	90	4	56	0	9	0	0	0	0
SUGAR CREEK 1	841	448	53.27%	337	1	87	5	7	0	0	0	0
SUGAR CREEK 2	1080	676	62.59%	464	11	164	5	18	0	0	0	0
SUGAR CREEK 3	781	453	58.00%	299	4	129	3	6	0	0	0	0
SUGAR CREEK 4	844	540	63.98%	375	6	134	6	10	0	0	0	0
SUGAR CREEK 5	801	412	51.44%	285	4	98	4	14	0	0	0	0
<b>SUGAR CREEK TOWNSHIP TOTALS</b>												
TOTALS	4347	2529	58.18%	1760	26	612	23	55	0	0	0	0
BREESE 1	928	383	41.27%	238	7	117	4	7	0	0	0	0
BREESE 2	938	450	47.97%	264	4	155	4	12	0	0	0	0
BREESE 3	1085	609	8.60%	424	7	144	7	17	0	0	0	0
BREESE 4	1098	580	52.82%	390	4	153	3	17	0	0	0	0
<b>BREESE TOWNSHIP TOTALS</b>												
TOTALS	4049	2022	49.94%	1316	22	569	18	53	0	0	0	0
WADE 1	514	244	47.47%	155	4	75	4	4	0	0	0	0
WADE 2	773	335	43.34%	204	10	102	1	14	0	0	0	0
<b>WADE TOWNSHIP TOTALS</b>												
TOTALS	1287	579	44.99%	359	14	177	5	18	0	0	0	0
CARLYLE 1	818	389	47.56%	226	5	137	2	13	0	0	0	0

General Election  
 Tuesday, November 02, 2010  
 Thomas LaCaze  
 Clinton County Clerk

STATE  
 FOR GOVERNOR AND LIEUTENANT GOVERNOR  
 (Vote for ONE)

	Registered Voters	Ballots Cast	Turnout	BRADY/PLUMMER (REP)	WHITNEY/CRAWFORD (GRN)	QUINN/SIMON (DEM)	GREEN/RUTLEDGE (LIB)	COHEN/SWILLEY (IND)	ESTILL/JONES (W-I)	GREGG MOORE (W-I)	CHARLES J. SYMONDS (W-I)	MICHAEL WHITE (W-I)
CARLYLE 2	874	419	47.94%	229	10	141	8	16	0	0	0	3
CARLYLE 3	610	289	47.38%	174	4	86	6	11	0	0	0	0
CARLYLE 4	586	260	44.37%	154	5	89	1	5	0	0	0	2
<b>CARLYLE TOWNSHIP TOTALS</b>	<b>2888</b>	<b>1357</b>	<b>46.99%</b>	<b>783</b>	<b>24</b>	<b>453</b>	<b>17</b>	<b>45</b>	<b>0</b>	<b>0</b>	<b>0</b>	<b>5</b>
CLEMENT	388	207	53.35%	124	4	73	1	4	0	0	0	0
<b>CLEMENT TOWNSHIP TOTALS</b>	<b>388</b>	<b>207</b>	<b>53.35%</b>	<b>124</b>	<b>4</b>	<b>73</b>	<b>1</b>	<b>4</b>	<b>0</b>	<b>0</b>	<b>0</b>	<b>0</b>
MERIDIAN	417	210	50.36%	155	2	47	0	4	0	0	0	0
<b>MERIDIAN TOWNSHIP TOTALS</b>	<b>417</b>	<b>210</b>	<b>50.36%</b>	<b>155</b>	<b>2</b>	<b>47</b>	<b>0</b>	<b>4</b>	<b>0</b>	<b>0</b>	<b>0</b>	<b>0</b>
LOOKINGGLASS 1	1102	573	52.00%	376	15	139	5	27	0	0	0	0
LOOKINGGLASS 2	551	211	38.29%	123	4	69	2	12	0	0	0	0
LOOKINGGLASS 3	270	141	52.22%	88	4	39	1	5	0	0	0	0
LOOKINGGLASS 4	956	510	53.35%	358	9	109	5	22	0	0	0	0
LOOKINGGLASS 5	545	341	62.57%	238	6	73	3	7	0	0	0	0
LOOKINGGLASS 6	1027	579	56.38%	404	8	140	10	8	0	0	0	0
<b>LOOKINGGLASS TOWNSHIP TOTALS</b>	<b>4451</b>	<b>2355</b>	<b>52.91%</b>	<b>1587</b>	<b>46</b>	<b>569</b>	<b>26</b>	<b>81</b>	<b>0</b>	<b>0</b>	<b>0</b>	<b>0</b>
GERMANTOWN 1	922	580	62.91%	380	13	150	4	21	0	0	0	0
GERMANTOWN 2	598	313	52.34%	208	2	79	2	13	0	0	0	0
<b>GERMANTOWN TOWNSHIP TOTALS</b>	<b>1520</b>	<b>893</b>	<b>58.75%</b>	<b>588</b>	<b>15</b>	<b>229</b>	<b>6</b>	<b>34</b>	<b>0</b>	<b>0</b>	<b>0</b>	<b>0</b>
SANTA FE	896	553	61.72%	355	4	158	1	14	0	0	0	0
<b>SANTA FE TOWNSHIP TOTALS</b>	<b>896</b>	<b>553</b>	<b>61.72%</b>	<b>355</b>	<b>4</b>	<b>158</b>	<b>1</b>	<b>14</b>	<b>0</b>	<b>0</b>	<b>0</b>	<b>0</b>
LAKE 1	565	273	48.32%	184	5	72	3	5	0	0	0	0
LAKE 2	149	74	49.66%	40	0	26	1	7	0	0	0	0
<b>LAKE TOWNSHIP TOTALS</b>	<b>714</b>	<b>347</b>	<b>48.60%</b>	<b>224</b>	<b>5</b>	<b>98</b>	<b>4</b>	<b>12</b>	<b>0</b>	<b>0</b>	<b>0</b>	<b>0</b>
BROOKSIDE 1	473	203	42.92%	114	4	70	0	10	0	0	0	0
BROOKSIDE 2	406	100	24.63%	54	2	34	0	9	0	0	0	0

**General Election**  
**Tuesday, November 02, 2010**  
 Thomas LaCaze  
 Clinton County Clerk

**STATE**  
 FOR GOVERNOR AND LIEUTENANT GOVERNOR  
 (Vote for ONE)

	<b>Registered Voters</b>	<b>Ballots Cast</b>	<b>Turnout</b>	<b>BRADY/PLUMMER (REP)</b>	<b>WHITNEY/CRAWFORD (GRN)</b>	<b>QUINN/SIMON (DEM)</b>	<b>GREEN/RUTLEDGE (LIB)</b>	<b>COHEN/SWILLEY (IND)</b>	<b>ESTILL/JONES (W-I)</b>	<b>GREGG MOORE (W-I)</b>	<b>CHARLES J. SYMONDS (W-I)</b>	<b>MICHAEL WHITE (W-I)</b>
<b>BROOKSIDE 3</b>	595	145	24.37%	61	5	69	1	7	0	0	0	0
<b>BROOKSIDE 4</b>	462	223	48.27%	127	5	85	1	2	0	0	0	0
<b>BROOKSIDE 5</b>	670	234	34.93%	125	3	94	1	7	0	0	0	0
<b>BROOKSIDE TOWNSHIP TOTALS</b>	<b>2606</b>	<b>905</b>	<b>34.73%</b>	<b>481</b>	<b>19</b>	<b>352</b>	<b>3</b>	<b>35</b>	<b>0</b>	<b>0</b>	<b>0</b>	<b>0</b>
<b>CLINTON COUNTY TOTALS</b>	<b>26161</b>	<b>13178</b>	<b>50.37%</b>	<b>8547</b>	<b>201</b>	<b>3653</b>	<b>114</b>	<b>394</b>	<b>0</b>	<b>0</b>	<b>0</b>	<b>5</b>

General Election  
 Tuesday, November 02, 2010  
 Thomas LaCaze  
 Clinton County Clerk

STATE  
 FOR ATTORNEY GENERAL  
 (Vote for ONE)

	Registered Voters	Ballots Cast	Turnout	STEVE KIM (REP)	DAVID F. BLACK (GRN)	LISA MADIGAN (DEM)	BILL MALAN (LIB)
ST ROSE 1	764	381	49.87%	182	5	161	10
ST ROSE 2	300	133	44.33%	65	6	51	9
<b>ST ROSE TOWNSHIP</b>							
TOTALS	1064	514	48.31%	247	11	212	19
WHEATFIELD	396	198	50.00%	100	2	87	4
<b>WHEATFIELD TOWNSHIP TOTALS</b>							
TOTALS	396	198	50.00%	100	2	87	4
IRISHTOWN 1	553	217	39.24%	107	3	100	4
IRISHTOWN 2	278	131	47.12%	68	3	54	2
<b>IRISHTOWN TOWNSHIP TOTALS</b>							
TOTALS	831	348	41.88%	175	6	154	6
EAST FORK	307	161	52.44%	73	2	80	1
<b>EAST FORK TOWNSHIP TOTALS</b>							
TOTALS	307	161	52.44%	73	2	80	1
SUGAR CREEK 1	841	448	53.27%	237	7	168	11
SUGAR CREEK 2	1080	676	62.59%	347	14	277	10
SUGAR CREEK 3	781	453	58.00%	231	7	184	8
SUGAR CREEK 4	844	540	63.98%	305	7	199	9
SUGAR CREEK 5	801	412	51.44%	216	3	163	14
<b>SUGAR CREEK TOWNSHIP TOTALS</b>							
TOTALS	4347	2529	58.18%	1336	38	991	52
BREESE 1	928	383	41.27%	155	9	202	7
BREESE 2	938	450	47.97%	177	7	234	7
BREESE 3	1085	609	8.60%	288	11	279	8
BREESE 4	1098	580	52.82%	246	7	283	11
<b>BREESE TOWNSHIP TOTALS</b>							
TOTALS	4049	2022	49.94%	866	34	998	33
WADE 1	514	244	47.47%	114	3	114	5
WADE 2	773	335	43.34%	144	10	163	4
<b>WADE TOWNSHIP TOTALS</b>							
TOTALS	1287	579	44.99%	258	13	277	9
CARLYLE 1	818	389	47.56%	183	5	182	8

General Election  
 Tuesday, November 02, 2010  
 Thomas LaCaze  
 Clinton County Clerk

STATE  
 FOR ATTORNEY GENERAL  
 (Vote for ONE)

	Registered Voters	Ballots Cast	Turnout	STEVE KIM (REP)	DAVID F. BLACK (GRN)	LISA MADIGAN (DEM)	BILL MALAN (LIB)
CARLYLE 2	874	419	47.94%	177	13	201	7
CARLYLE 3	610	289	47.38%	136	3	131	7
CARLYLE 4	586	260	44.37%	120	9	121	3
<b>CARLYLE TOWNSHIP TOTALS</b>	<b>2888</b>	<b>1357</b>	<b>46.99%</b>	<b>616</b>	<b>30</b>	<b>635</b>	<b>25</b>
CLEMENT	388	207	53.35%	87	5	104	1
<b>CLEMENT TOWNSHIP TOTALS</b>	<b>388</b>	<b>207</b>	<b>53.35%</b>	<b>87</b>	<b>5</b>	<b>104</b>	<b>1</b>
MERIDIAN	417	210	50.36%	128	4	72	2
<b>MERIDIAN TOWNSHIP TOTALS</b>	<b>417</b>	<b>210</b>	<b>50.36%</b>	<b>128</b>	<b>4</b>	<b>72</b>	<b>2</b>
LOOKINGGLASS 1	1102	573	52.00%	310	12	222	13
LOOKINGGLASS 2	551	211	38.29%	90	6	103	8
LOOKINGGLASS 3	270	141	52.22%	64	3	61	5
LOOKINGGLASS 4	956	510	53.35%	272	7	196	15
LOOKINGGLASS 5	545	341	62.57%	170	8	146	3
LOOKINGGLASS 6	1027	579	56.38%	306	12	227	13
<b>LOOKINGGLASS TOWNSHIP TOTALS</b>	<b>4451</b>	<b>2355</b>	<b>52.91%</b>	<b>1212</b>	<b>48</b>	<b>955</b>	<b>57</b>
GERMANTOWN 1	922	580	62.91%	270	10	265	8
GERMANTOWN 2	598	313	52.34%	146	5	138	3
<b>GERMANTOWN TOWNSHIP TOTALS</b>	<b>1520</b>	<b>893</b>	<b>58.75%</b>	<b>416</b>	<b>15</b>	<b>403</b>	<b>11</b>
SANTA FE	896	553	61.72%	249	8	254	7
<b>SANTA FE TOWNSHIP TOTALS</b>	<b>896</b>	<b>553</b>	<b>61.72%</b>	<b>249</b>	<b>8</b>	<b>254</b>	<b>7</b>
LAKE 1	565	273	48.32%	140	3	117	4
LAKE 2	149	74	49.66%	38	0	34	2
<b>LAKE TOWNSHIP TOTALS</b>	<b>714</b>	<b>347</b>	<b>48.60%</b>	<b>178</b>	<b>3</b>	<b>151</b>	<b>6</b>
BROOKSIDE 1	473	203	42.92%	92	2	104	2
BROOKSIDE 2	406	100	24.63%	44	3	49	2

**General Election**  
**Tuesday, November 02, 2010**  
 Thomas LaCaze  
 Clinton County Clerk

**STATE**  
 FOR ATTORNEY GENERAL  
 (Vote for ONE)

	<b>Registered Voters</b>	<b>Ballots Cast</b>	<b>Turnout</b>	<b>STEVE KIM (REP)</b>	<b>DAVID F. BLACK (GRN)</b>	<b>LISA MADIGAN (DEM)</b>	<b>BILL MALAN (LIB)</b>
<b>BROOKSIDE 3</b>	595	145	24.37%	46	6	87	4
<b>BROOKSIDE 4</b>	462	223	48.27%	96	4	121	0
<b>BROOKSIDE 5</b>	670	234	34.93%	102	3	119	2
<b>BROOKSIDE TOWNSHIP TOTALS</b>	<b>2606</b>	<b>905</b>	<b>34.73%</b>	<b>380</b>	<b>18</b>	<b>480</b>	<b>10</b>
<b>CLINTON COUNTY TOTALS</b>	<b>26161</b>	<b>13178</b>	<b>50.37%</b>	<b>6321</b>	<b>237</b>	<b>5853</b>	<b>243</b>

General Election  
 Tuesday, November 02, 2010  
 Thomas LaCaze  
 Clinton County Clerk

STATE  
 FOR SECRETARY OF STATE  
 (Vote for ONE)

	Registered Voters	Ballots Cast	Turnout	ROBERT ENRIQUEZ (REP)	NO CANDIDATE (GRN)	JESSE WHITE (DEM)	JOSH HANSON (LIB)
ST ROSE 1	764	381	49.87%	136	0	205	25
ST ROSE 2	300	133	44.33%	50	0	73	7
<b>ST ROSE TOWNSHIP</b>							
TOTALS	1064	514	48.31%	186	0	278	32
WHEATFIELD	396	198	50.00%	86	0	106	5
<b>WHEATFIELD TOWNSHIP TOTALS</b>							
TOTALS	396	198	50.00%	86	0	106	5
IRISHTOWN 1	553	217	39.24%	90	0	115	8
IRISHTOWN 2	278	131	47.12%	62	0	64	4
<b>IRISHTOWN TOWNSHIP TOTALS</b>							
TOTALS	831	348	41.88%	152	0	179	12
EAST FORK	307	161	52.44%	62	0	88	6
<b>EAST FORK TOWNSHIP TOTALS</b>							
TOTALS	307	161	52.44%	62	0	88	6
SUGAR CREEK 1	841	448	53.27%	193	0	219	15
SUGAR CREEK 2	1080	676	62.59%	290	0	343	20
SUGAR CREEK 3	781	453	58.00%	215	0	213	10
SUGAR CREEK 4	844	540	63.98%	237	0	260	27
SUGAR CREEK 5	801	412	51.44%	164	0	222	9
<b>SUGAR CREEK TOWNSHIP TOTALS</b>							
TOTALS	4347	2529	58.18%	1099	0	1257	81
BREESE 1	928	383	41.27%	109	0	250	15
BREESE 2	938	450	47.97%	140	0	275	20
BREESE 3	1085	609	8.60%	219	0	349	25
BREESE 4	1098	580	52.82%	197	0	336	15
<b>BREESE TOWNSHIP TOTALS</b>							
TOTALS	4049	2022	49.94%	665	0	1210	75
WADE 1	514	244	47.47%	87	0	136	12
WADE 2	773	335	43.34%	118	0	193	13
<b>WADE TOWNSHIP TOTALS</b>							
TOTALS	1287	579	44.99%	205	0	329	25
CARLYLE 1	818	389	47.56%	160	0	212	10



General Election  
 Tuesday, November 02, 2010  
 Thomas LaCaze  
 Clinton County Clerk

STATE  
 FOR SECRETARY OF STATE  
 (Vote for ONE)

	Registered Voters	Ballots Cast	Turnout	ROBERT ENRIQUEZ (REP)	NO CANDIDATE (GRN)	JESSE WHITE (DEM)	JOSH HANSON (LIB)
CARLYLE 2	874	419	47.94%	143	0	240	17
CARLYLE 3	610	289	47.38%	107	0	163	11
CARLYLE 4	586	260	44.37%	97	0	148	10
<b>CARLYLE TOWNSHIP TOTALS</b>	<b>2888</b>	<b>1357</b>	<b>46.99%</b>	<b>507</b>	<b>0</b>	<b>763</b>	<b>48</b>
CLEMENT	388	207	53.35%	79	0	120	3
<b>CLEMENT TOWNSHIP TOTALS</b>	<b>388</b>	<b>207</b>	<b>53.35%</b>	<b>79</b>	<b>0</b>	<b>120</b>	<b>3</b>
MERIDIAN	417	210	50.36%	115	0	84	4
<b>MERIDIAN TOWNSHIP TOTALS</b>	<b>417</b>	<b>210</b>	<b>50.36%</b>	<b>115</b>	<b>0</b>	<b>84</b>	<b>4</b>
LOOKINGGLASS 1	1102	573	52.00%	263	0	272	27
LOOKINGGLASS 2	551	211	38.29%	82	0	117	9
LOOKINGGLASS 3	270	141	52.22%	59	0	74	5
LOOKINGGLASS 4	956	510	53.35%	230	0	240	24
LOOKINGGLASS 5	545	341	62.57%	133	0	185	10
LOOKINGGLASS 6	1027	579	56.38%	278	0	254	26
<b>LOOKINGGLASS TOWNSHIP TOTALS</b>	<b>4451</b>	<b>2355</b>	<b>52.91%</b>	<b>1045</b>	<b>0</b>	<b>1142</b>	<b>101</b>
GERMANTOWN 1	922	580	62.91%	228	0	305	30
GERMANTOWN 2	598	313	52.34%	119	0	172	12
<b>GERMANTOWN TOWNSHIP TOTALS</b>	<b>1520</b>	<b>893</b>	<b>58.75%</b>	<b>347</b>	<b>0</b>	<b>477</b>	<b>42</b>
SANTA FE	896	553	61.72%	196	0	313	18
<b>SANTA FE TOWNSHIP TOTALS</b>	<b>896</b>	<b>553</b>	<b>61.72%</b>	<b>196</b>	<b>0</b>	<b>313</b>	<b>18</b>
LAKE 1	565	273	48.32%	122	0	141	6
LAKE 2	149	74	49.66%	40	0	31	2
<b>LAKE TOWNSHIP TOTALS</b>	<b>714</b>	<b>347</b>	<b>48.60%</b>	<b>162</b>	<b>0</b>	<b>172</b>	<b>8</b>
BROOKSIDE 1	473	203	42.92%	72	0	125	2
BROOKSIDE 2	406	100	24.63%	38	0	55	3

**General Election**  
**Tuesday, November 02, 2010**  
 Thomas LaCaze  
 Clinton County Clerk

**STATE**  
 FOR SECRETARY OF STATE  
 (Vote for ONE)

	<b>Registered Voters</b>	<b>Ballots Cast</b>	<b>Turnout</b>	<b>ROBERT ENRIQUEZ (REP)</b>	<b>NO CANDIDATE (GRN)</b>	<b>JESSE WHITE (DEM)</b>	<b>JOSH HANSON (LIB)</b>
<b>BROOKSIDE 3</b>	595	145	24.37%	36	0	100	7
<b>BROOKSIDE 4</b>	462	223	48.27%	89	0	127	5
<b>BROOKSIDE 5</b>	670	234	34.93%	94	0	130	6
<b>BROOKSIDE TOWNSHIP TOTALS</b>	<b>2606</b>	<b>905</b>	<b>34.73%</b>	<b>329</b>	<b>0</b>	<b>537</b>	<b>23</b>
<b>CLINTON COUNTY TOTALS</b>	<b>26161</b>	<b>13178</b>	<b>50.37%</b>	<b>5235</b>	<b>0</b>	<b>7055</b>	<b>483</b>

General Election  
 Tuesday, November 02, 2010  
 Thomas LaCaze  
 Clinton County Clerk

STATE  
 FOR COMPTROLLER  
 (Vote for ONE)

	Registered Voters	Ballots Cast	Turnout	JUDY BAAR TOPINKA (REP)	R. ERIKA SCHAFFER (GRN)	DAVID E. MILLER (DEM)	JULIE FOX (LIB)
ST ROSE 1	764	381	49.87%	257	9	76	8
ST ROSE 2	300	133	44.33%	83	10	33	5
<b>ST ROSE TOWNSHIP</b>							
<b>TOTALS</b>	<b>1064</b>	<b>514</b>	<b>48.31%</b>	<b>340</b>	<b>19</b>	<b>109</b>	<b>13</b>
WHEATFIELD	396	198	50.00%	138	4	44	6
<b>WHEATFIELD TOWNSHIP TOTALS</b>							
<b>TOTALS</b>	<b>396</b>	<b>198</b>	<b>50.00%</b>	<b>138</b>	<b>4</b>	<b>44</b>	<b>6</b>
IRISHTOWN 1	553	217	39.24%	113	7	85	8
IRISHTOWN 2	278	131	47.12%	93	3	28	4
<b>IRISHTOWN TOWNSHIP TOTALS</b>							
<b>TOTALS</b>	<b>831</b>	<b>348</b>	<b>41.88%</b>	<b>206</b>	<b>10</b>	<b>113</b>	<b>12</b>
EAST FORK	307	161	52.44%	88	6	56	5
<b>EAST FORK TOWNSHIP TOTALS</b>							
<b>TOTALS</b>	<b>307</b>	<b>161</b>	<b>52.44%</b>	<b>88</b>	<b>6</b>	<b>56</b>	<b>5</b>
SUGAR CREEK 1	841	448	53.27%	306	7	100	14
SUGAR CREEK 2	1080	676	62.59%	446	20	151	19
SUGAR CREEK 3	781	453	58.00%	296	9	119	9
SUGAR CREEK 4	844	540	63.98%	363	10	119	23
SUGAR CREEK 5	801	412	51.44%	282	9	86	10
<b>SUGAR CREEK TOWNSHIP TOTALS</b>							
<b>TOTALS</b>	<b>4347</b>	<b>2529</b>	<b>58.18%</b>	<b>1693</b>	<b>55</b>	<b>575</b>	<b>75</b>
BREESE 1	928	383	41.27%	230	8	121	15
BREESE 2	938	450	47.97%	257	11	138	17
BREESE 3	1085	609	8.60%	403	13	151	13
BREESE 4	1098	580	52.82%	372	11	139	13
<b>BREESE TOWNSHIP TOTALS</b>							
<b>TOTALS</b>	<b>4049</b>	<b>2022</b>	<b>49.94%</b>	<b>1262</b>	<b>43</b>	<b>549</b>	<b>58</b>
WADE 1	514	244	47.47%	145	4	74	9
WADE 2	773	335	43.34%	192	10	109	9
<b>WADE TOWNSHIP TOTALS</b>							
<b>TOTALS</b>	<b>1287</b>	<b>579</b>	<b>44.99%</b>	<b>337</b>	<b>14</b>	<b>183</b>	<b>18</b>
CARLYLE 1	818	389	47.56%	233	6	123	12

General Election  
 Tuesday, November 02, 2010  
 Thomas LaCaze  
 Clinton County Clerk

STATE  
 FOR COMPTROLLER  
 (Vote for ONE)

	Registered Voters	Ballots Cast	Turnout	JUDY BAAR TOPINKA (REP)	R. ERIKA SCHAFFER (GRN)	DAVID E. MILLER (DEM)	JULIE FOX (LIB)
CARLYLE 2	874	419	47.94%	248	12	125	9
CARLYLE 3	610	289	47.38%	166	6	93	12
CARLYLE 4	586	260	44.37%	158	10	80	4
<b>CARLYLE TOWNSHIP TOTALS</b>	<b>2888</b>	<b>1357</b>	<b>46.99%</b>	<b>805</b>	<b>34</b>	<b>421</b>	<b>37</b>
CLEMENT	388	207	53.35%	129	4	59	4
<b>CLEMENT TOWNSHIP TOTALS</b>	<b>388</b>	<b>207</b>	<b>53.35%</b>	<b>129</b>	<b>4</b>	<b>59</b>	<b>4</b>
MERIDIAN	417	210	50.36%	150	6	40	6
<b>MERIDIAN TOWNSHIP TOTALS</b>	<b>417</b>	<b>210</b>	<b>50.36%</b>	<b>150</b>	<b>6</b>	<b>40</b>	<b>6</b>
LOOKINGGLASS 1	1102	573	52.00%	395	16	119	22
LOOKINGGLASS 2	551	211	38.29%	122	12	65	9
LOOKINGGLASS 3	270	141	52.22%	76	6	46	5
LOOKINGGLASS 4	956	510	53.35%	365	11	95	21
LOOKINGGLASS 5	545	341	62.57%	224	8	77	13
LOOKINGGLASS 6	1027	579	56.38%	398	11	122	18
<b>LOOKINGGLASS TOWNSHIP TOTALS</b>	<b>4451</b>	<b>2355</b>	<b>52.91%</b>	<b>1580</b>	<b>64</b>	<b>524</b>	<b>88</b>
GERMANTOWN 1	922	580	62.91%	375	17	147	17
GERMANTOWN 2	598	313	52.34%	184	9	86	9
<b>GERMANTOWN TOWNSHIP TOTALS</b>	<b>1520</b>	<b>893</b>	<b>58.75%</b>	<b>559</b>	<b>26</b>	<b>233</b>	<b>26</b>
SANTA FE	896	553	61.72%	355	10	138	11
<b>SANTA FE TOWNSHIP TOTALS</b>	<b>896</b>	<b>553</b>	<b>61.72%</b>	<b>355</b>	<b>10</b>	<b>138</b>	<b>11</b>
LAKE 1	565	273	48.32%	191	3	64	7
LAKE 2	149	74	49.66%	45	0	26	2
<b>LAKE TOWNSHIP TOTALS</b>	<b>714</b>	<b>347</b>	<b>48.60%</b>	<b>236</b>	<b>3</b>	<b>90</b>	<b>9</b>
BROOKSIDE 1	473	203	42.92%	112	7	74	2
BROOKSIDE 2	406	100	24.63%	54	5	40	0

**General Election**  
**Tuesday, November 02, 2010**  
 Thomas LaCaze  
 Clinton County Clerk

**STATE**  
 FOR COMPTROLLER  
 (Vote for ONE)

	<b>Registered Voters</b>	<b>Ballots Cast</b>	<b>Turnout</b>	<b>JUDY BAAR TOPINKA (REP)</b>	<b>R. ERIKA SCHAFFER (GRN)</b>	<b>DAVID E. MILLER (DEM)</b>	<b>JULIE FOX (LIB)</b>
<b>BROOKSIDE 3</b>	595	145	24.37%	74	5	62	3
<b>BROOKSIDE 4</b>	462	223	48.27%	125	8	80	4
<b>BROOKSIDE 5</b>	670	234	34.93%	140	9	73	3
<b>BROOKSIDE TOWNSHIP TOTALS</b>	<b>2606</b>	<b>905</b>	<b>34.73%</b>	<b>505</b>	<b>34</b>	<b>329</b>	<b>12</b>
<b>CLINTON COUNTY TOTALS</b>	<b>26161</b>	<b>13178</b>	<b>50.37%</b>	<b>8383</b>	<b>332</b>	<b>3463</b>	<b>380</b>

General Election  
 Tuesday, November 02, 2010  
 Thomas LaCaze  
 Clinton County Clerk

STATE  
 FOR TREASURER  
 (Vote for ONE)

	Registered Voters	Ballots Cast	Turnout	DAN RUTHERFORD (REP)	SCOTT K. SUMMERS (GRN)	ROBIN KELLY (DEM)	JAMES PAULY (LIB)
ST ROSE 1	764	381	49.87%	240	9	90	5
ST ROSE 2	300	133	44.33%	80	9	37	5
<b>ST ROSE TOWNSHIP</b>							
<b>TOTALS</b>	<b>1064</b>	<b>514</b>	<b>48.31%</b>	<b>320</b>	<b>18</b>	<b>127</b>	<b>10</b>
WHEATFIELD	396	198	50.00%	125	5	55	5
<b>WHEATFIELD TOWNSHIP TOTALS</b>							
<b>TOTALS</b>	<b>396</b>	<b>198</b>	<b>50.00%</b>	<b>125</b>	<b>5</b>	<b>55</b>	<b>5</b>
IRISHTOWN 1	553	217	39.24%	116	5	85	6
IRISHTOWN 2	278	131	47.12%	87	3	36	3
<b>IRISHTOWN TOWNSHIP TOTALS</b>							
<b>TOTALS</b>	<b>831</b>	<b>348</b>	<b>41.88%</b>	<b>203</b>	<b>8</b>	<b>121</b>	<b>9</b>
EAST FORK	307	161	52.44%	81	8	59	5
<b>EAST FORK TOWNSHIP TOTALS</b>							
<b>TOTALS</b>	<b>307</b>	<b>161</b>	<b>52.44%</b>	<b>81</b>	<b>8</b>	<b>59</b>	<b>5</b>
SUGAR CREEK 1	841	448	53.27%	309	9	94	11
SUGAR CREEK 2	1080	676	62.59%	438	14	163	17
SUGAR CREEK 3	781	453	58.00%	280	13	132	6
SUGAR CREEK 4	844	540	63.98%	349	7	147	9
SUGAR CREEK 5	801	412	51.44%	260	6	111	10
<b>SUGAR CREEK TOWNSHIP TOTALS</b>							
<b>TOTALS</b>	<b>4347</b>	<b>2529</b>	<b>58.18%</b>	<b>1636</b>	<b>49</b>	<b>647</b>	<b>53</b>
BREESE 1	928	383	41.27%	200	9	149	8
BREESE 2	938	450	47.97%	235	11	166	12
BREESE 3	1085	609	8.60%	381	14	169	11
BREESE 4	1098	580	52.82%	339	14	172	7
<b>BREESE TOWNSHIP TOTALS</b>							
<b>TOTALS</b>	<b>4049</b>	<b>2022</b>	<b>49.94%</b>	<b>1155</b>	<b>48</b>	<b>656</b>	<b>38</b>
WADE 1	514	244	47.47%	135	6	83	7
WADE 2	773	335	43.34%	175	8	128	4
<b>WADE TOWNSHIP TOTALS</b>							
<b>TOTALS</b>	<b>1287</b>	<b>579</b>	<b>44.99%</b>	<b>310</b>	<b>14</b>	<b>211</b>	<b>11</b>
CARLYLE 1	818	389	47.56%	205	10	153	3

General Election  
 Tuesday, November 02, 2010  
 Thomas LaCaze  
 Clinton County Clerk

STATE  
 FOR TREASURER  
 (Vote for ONE)

	Registered Voters	Ballots Cast	Turnout	DAN RUTHERFORD (REP)	SCOTT K. SUMMERS (GRN)	ROBIN KELLY (DEM)	JAMES PAULY (LIB)
CARLYLE 2	874	419	47.94%	218	14	145	11
CARLYLE 3	610	289	47.38%	152	7	101	11
CARLYLE 4	586	260	44.37%	143	7	95	2
<b>CARLYLE TOWNSHIP TOTALS</b>	<b>2888</b>	<b>1357</b>	<b>46.99%</b>	<b>718</b>	<b>38</b>	<b>494</b>	<b>27</b>
CLEMENT	388	207	53.35%	117	7	70	2
<b>CLEMENT TOWNSHIP TOTALS</b>	<b>388</b>	<b>207</b>	<b>53.35%</b>	<b>117</b>	<b>7</b>	<b>70</b>	<b>2</b>
MERIDIAN	417	210	50.36%	148	7	42	4
<b>MERIDIAN TOWNSHIP TOTALS</b>	<b>417</b>	<b>210</b>	<b>50.36%</b>	<b>148</b>	<b>7</b>	<b>42</b>	<b>4</b>
LOOKINGGLASS 1	1102	573	52.00%	367	24	148	12
LOOKINGGLASS 2	551	211	38.29%	111	11	76	8
LOOKINGGLASS 3	270	141	52.22%	69	9	48	4
LOOKINGGLASS 4	956	510	53.35%	357	7	114	11
LOOKINGGLASS 5	545	341	62.57%	222	6	82	9
LOOKINGGLASS 6	1027	579	56.38%	379	16	146	11
<b>LOOKINGGLASS TOWNSHIP TOTALS</b>	<b>4451</b>	<b>2355</b>	<b>52.91%</b>	<b>1505</b>	<b>73</b>	<b>614</b>	<b>55</b>
GERMANTOWN 1	922	580	62.91%	342	26	170	8
GERMANTOWN 2	598	313	52.34%	175	10	97	4
<b>GERMANTOWN TOWNSHIP TOTALS</b>	<b>1520</b>	<b>893</b>	<b>58.75%</b>	<b>517</b>	<b>36</b>	<b>267</b>	<b>12</b>
SANTA FE	896	553	61.72%	327	11	157	10
<b>SANTA FE TOWNSHIP TOTALS</b>	<b>896</b>	<b>553</b>	<b>61.72%</b>	<b>327</b>	<b>11</b>	<b>157</b>	<b>10</b>
LAKE 1	565	273	48.32%	173	5	79	5
LAKE 2	149	74	49.66%	46	1	23	3
<b>LAKE TOWNSHIP TOTALS</b>	<b>714</b>	<b>347</b>	<b>48.60%</b>	<b>219</b>	<b>6</b>	<b>102</b>	<b>8</b>
BROOKSIDE 1	473	203	42.92%	108	4	84	0
BROOKSIDE 2	406	100	24.63%	53	5	37	1

**General Election**  
**Tuesday, November 02, 2010**  
 Thomas LaCaze  
 Clinton County Clerk

**STATE**  
 FOR TREASURER  
 (Vote for ONE)

	<b>Registered Voters</b>	<b>Ballots Cast</b>	<b>Turnout</b>	<b>DAN RUTHERFORD (REP)</b>	<b>SCOTT K. SUMMERS (GRN)</b>	<b>ROBIN KELLY (DEM)</b>	<b>JAMES PAULY (LIB)</b>
<b>BROOKSIDE 3</b>	595	145	24.37%	56	7	72	6
<b>BROOKSIDE 4</b>	462	223	48.27%	120	6	86	2
<b>BROOKSIDE 5</b>	670	234	34.93%	125	7	86	3
<b>BROOKSIDE TOWNSHIP TOTALS</b>	<b>2606</b>	<b>905</b>	<b>34.73%</b>	<b>462</b>	<b>29</b>	<b>365</b>	<b>12</b>
<b>CLINTON COUNTY TOTALS</b>	<b>26161</b>	<b>13178</b>	<b>50.37%</b>	<b>7843</b>	<b>357</b>	<b>3987</b>	<b>261</b>




**CANVASS OF VOTES**  
**in Clinton County, Illinois at the General Election on Tuesday, November 2, 2010**

---

STATE OF ILLINOIS  
COUNTY OF CLINTON

**STATE**

I, Thomas LaCaze, Clinton County Clerk, do hereby certify that the above is a correct copy of the Canvass of votes cast at the General Election held in Clinton County on Tuesday, November 2, 2010. This canvass was made by the County Canvassing Board of Clinton County and is now on file in my office.



Dated: Friday, November 19, 2010

---

Thomas LaCaze, Clinton County Clerk

General Election  
 Tuesday, November 02, 2010  
 Thomas LaCaze  
 Clinton County Clerk

19 US REP  
 FOR REPRESENTATIVE IN CONGRESS  
 NINETEENTH CONGRESSIONAL DISTRICT  
 (Vote for ONE)

	Registered Voters	Ballots Cast	Turnout	JOHN M. SHIMKUS (REP)	NO CANDIDATE (GRN)	TIM BAGWELL (DEM)
ST ROSE 1	786	381	48.47%	310	0	61
ST ROSE 2	307	133	43.32%	107	0	23
<b>ST ROSE TOWNSHIP</b>						
TOTALS	1093	514	47.03%	417	0	84
WHEATFIELD	411	198	48.18%	157	0	36
<b>WHEATFIELD TOWNSHIP TOTALS</b>						
	411	198	48.18%	157	0	36
IRISHTOWN 1	607	217	35.75%	135	0	81
IRISHTOWN 2	293	131	44.71%	101	0	29
<b>IRISHTOWN TOWNSHIP TOTALS</b>						
	900	348	38.67%	236	0	110
EAST FORK	332	161	48.49%	107	0	54
<b>EAST FORK TOWNSHIP TOTALS</b>						
	332	161	48.49%	107	0	54
SUGAR CREEK 1	864	449	51.97%	372	0	69
SUGAR CREEK 2	1206	683	56.63%	517	0	147
SUGAR CREEK 3	881	455	51.65%	333	0	111
SUGAR CREEK 4	940	546	58.09%	404	0	129
SUGAR CREEK 5	837	412	49.22%	323	0	80
<b>SUGAR CREEK TOWNSHIP TOTALS</b>						
	4728	2545	53.83%	1949	0	536
BREESE 1	999	383	38.34%	270	0	112
BREESE 2	990	450	45.45%	332	0	100
BREESE 3	1113	609	8.56%	480	0	120
BREESE 4	1137	580	51.01%	437	0	124
<b>BREESE TOWNSHIP TOTALS</b>						
	4239	2022	47.70%	1519	0	456
WADE 1	531	244	45.95%	177	0	62
WADE 2	804	335	41.67%	236	0	93
<b>WADE TOWNSHIP TOTALS</b>						
	1335	579	43.37%	413	0	155
CARLYLE 1	876	389	44.41%	268	0	115

General Election  
 Tuesday, November 02, 2010  
 Thomas LaCaze  
 Clinton County Clerk

19 US REP  
 FOR REPRESENTATIVE IN CONGRESS  
 NINETEENTH CONGRESSIONAL DISTRICT  
 (Vote for ONE)

	Registered Voters	Ballots Cast	Turnout	JOHN M. SHIMKUS (REP)	NO CANDIDATE (GRN)	TIM BAGWELL (DEM)
CARLYLE 2	942	419	44.48%	275	0	126
CARLYLE 3	670	289	43.13%	189	0	87
CARLYLE 4	652	260	39.88%	179	0	74
<b>CARLYLE TOWNSHIP TOTALS</b>	<b>3140</b>	<b>1357</b>	<b>43.22%</b>	<b>911</b>	<b>0</b>	<b>402</b>
CLEMENT	403	207	51.36%	153	0	51
<b>CLEMENT TOWNSHIP TOTALS</b>	<b>403</b>	<b>207</b>	<b>51.36%</b>	<b>153</b>	<b>0</b>	<b>51</b>
MERIDIAN	453	210	46.36%	170	0	37
<b>MERIDIAN TOWNSHIP TOTALS</b>	<b>453</b>	<b>210</b>	<b>46.36%</b>	<b>170</b>	<b>0</b>	<b>37</b>
LOOKINGGLASS 1	1169	576	49.27%	439	0	124
LOOKINGGLASS 2	621	211	33.98%	138	0	70
LOOKINGGLASS 3	292	141	48.29%	97	0	42
LOOKINGGLASS 4	1000	510	51.00%	417	0	85
LOOKINGGLASS 5	578	344	59.52%	258	0	75
LOOKINGGLASS 6	1076	580	53.90%	429	0	132
<b>LOOKINGGLASS TOWNSHIP TOTALS</b>	<b>4736</b>	<b>2362</b>	<b>49.87%</b>	<b>1778</b>	<b>0</b>	<b>528</b>
GERMANTOWN 1	951	581	61.09%	437	0	127
GERMANTOWN 2	618	313	50.65%	230	0	68
<b>GERMANTOWN TOWNSHIP TOTALS</b>	<b>1569</b>	<b>894</b>	<b>56.98%</b>	<b>667</b>	<b>0</b>	<b>195</b>
SANTA FE	920	554	60.22%	403	0	131
<b>SANTA FE TOWNSHIP TOTALS</b>	<b>920</b>	<b>554</b>	<b>60.22%</b>	<b>403</b>	<b>0</b>	<b>131</b>
LAKE 1	584	274	46.92%	216	0	56
LAKE 2	160	75	46.88%	49	0	25
<b>LAKE TOWNSHIP TOTALS</b>	<b>744</b>	<b>349</b>	<b>46.91%</b>	<b>265</b>	<b>0</b>	<b>81</b>
BROOKSIDE 1	512	203	39.65%	135	0	62
BROOKSIDE 2	475	100	21.05%	66	0	32

**General Election**  
**Tuesday, November 02, 2010**  
 Thomas LaCaze  
 Clinton County Clerk

**19 US REP**  
 FOR REPRESENTATIVE IN CONGRESS  
 NINETEENTH CONGRESSIONAL DISTRICT  
 (Vote for ONE)

	<b>Registered Voters</b>	<b>Ballots Cast</b>	<b>Turnout</b>	<b>JOHN M. SHIMKUS (REP)</b>	<b>NO CANDIDATE (GRN)</b>	<b>TIM BAGWELL (DEM)</b>
<b>BROOKSIDE 3</b>	742	145	19.54%	76	0	64
<b>BROOKSIDE 4</b>	496	223	44.96%	152	0	70
<b>BROOKSIDE 5</b>	718	234	32.59%	159	0	68
<b>BROOKSIDE TOWNSHIP TOTALS</b>	<b>2943</b>	<b>905</b>	<b>30.75%</b>	<b>588</b>	<b>0</b>	<b>296</b>
<b>CLINTON COUNTY TOTALS</b>	<b>27946</b>	<b>13205</b>	<b>47.25%</b>	<b>9733</b>	<b>0</b>	<b>3152</b>

**CANVASS OF VOTES**  
**in Clinton County, Illinois at the General Election on Tuesday, November 2, 2010**

---

STATE OF ILLINOIS  
COUNTY OF CLINTON

**19 US REP**

I, Thomas LaCaze, Clinton County Clerk, do hereby certify that the above is a correct copy of the Canvass of votes cast at the General Election held in Clinton County on Tuesday, November 2, 2010. This canvass was made by the County Canvassing Board of Clinton County and is now on file in my office.



Dated: Friday, November 19, 2010

---

Thomas LaCaze, Clinton County Clerk

**General Election**  
**Tuesday, November 02, 2010**  
 Thomas LaCaze  
 Clinton County Clerk

**51 IL SENATE**  
 FOR STATE SENATOR  
 FIFTY-FIRST LEGISLATIVE DISTRICT  
 (For an unexpired two year term)  
 (Vote for ONE)

	<b>Registered Voters</b>	<b>Ballots Cast</b>	<b>Turnout</b>	<b>KYLE McCARTER (REP)</b>	<b>NO CANDIDATE (GRN)</b>	<b>TIM DUDLEY (DEM)</b>
<b>ST ROSE 1</b>	764	381	49.87%	276	0	85
<b>ST ROSE 2</b>	300	133	44.33%	101	0	31
<b>ST ROSE TOWNSHIP</b>						
<b>TOTALS</b>	<b>1064</b>	<b>514</b>	<b>48.31%</b>	<b>377</b>	<b>0</b>	<b>116</b>
<b>WHEATFIELD</b>	396	198	50.00%	141	0	54
<b>WHEATFIELD</b>						
<b>TOWNSHIP TOTALS</b>	<b>396</b>	<b>198</b>	<b>50.00%</b>	<b>141</b>	<b>0</b>	<b>54</b>
<b>SUGAR CREEK 1</b>	841	448	53.27%	344	0	88
<b>SUGAR CREEK 2</b>	1080	676	62.59%	483	0	161
<b>SUGAR CREEK 3</b>	781	453	58.00%	325	0	110
<b>SUGAR CREEK 4</b>	844	540	63.98%	402	0	126
<b>SUGAR CREEK 5</b>	801	412	51.44%	315	0	86
<b>SUGAR CREEK</b>						
<b>TOWNSHIP TOTALS</b>	<b>4347</b>	<b>2529</b>	<b>58.18%</b>	<b>1869</b>	<b>0</b>	<b>571</b>
<b>LOOKINGGLASS 1</b>	1102	573	52.00%	417	0	137
<b>LOOKINGGLASS</b>						
<b>TOWNSHIP TOTALS</b>	<b>1102</b>	<b>573</b>	<b>52.00%</b>	<b>417</b>	<b>0</b>	<b>137</b>
<b>CLINTON COUNTY</b>						
<b>TOTALS</b>	<b>6909</b>	<b>3814</b>	<b>55.20%</b>	<b>2804</b>	<b>0</b>	<b>878</b>


**CANVASS OF VOTES**  
**in Clinton County, Illinois at the General Election on Tuesday, November 2, 2010**

---

STATE OF ILLINOIS  
COUNTY OF CLINTON

**51 IL SENATE**

I, Thomas LaCaze, Clinton County Clerk, do hereby certify that the above is a correct copy of the Canvass of votes cast at the General Election held in Clinton County on Tuesday, November 2, 2010. This canvass was made by the County Canvassing Board of Clinton County and is now on file in my office.



Dated: Friday, November 19, 2010

---

Thomas LaCaze, Clinton County Clerk

**General Election**  
**Tuesday, November 02, 2010**  
Thomas LaCaze  
Clinton County Clerk

**58 IL SENATE**  
**FOR STATE SENATOR**  
**FIFTY-EIGHTH LEGISLATIVE DISTRICT**  
**(Vote for ONE)**

	<b>Registered Voters</b>	<b>Ballots Cast</b>	<b>Turnout</b>	<b>DAVID LUECHTEFELD (REP)</b>	<b>NO CANDIDATE (GRN)</b>	<b>JEREMY WALKER (DEM)</b>
<b>LOOKINGGLASS 2</b>	551	211	38.29%	136	0	74
<b>LOOKINGGLASS 3</b>	270	141	52.22%	97	0	40
<b>LOOKINGGLASS 4</b>	956	510	53.35%	417	0	88
<b>LOOKINGGLASS 5</b>	545	341	62.57%	277	0	61
<b>LOOKINGGLASS 6</b>	1027	579	56.38%	450	0	108
<b>LOOKINGGLASS TOWNSHIP TOTALS</b>	<b>3349</b>	<b>1782</b>	<b>53.21%</b>	<b>1377</b>	<b>0</b>	<b>371</b>
<b>CLINTON COUNTY TOTALS</b>	<b>3349</b>	<b>1782</b>	<b>53.21%</b>	<b>1377</b>	<b>0</b>	<b>371</b>



**CANVASS OF VOTES**  
**in Clinton County, Illinois at the General Election on Tuesday, November 2, 2010**

---

STATE OF ILLINOIS  
COUNTY OF CLINTON

**58 IL SENATE**

I, Thomas LaCaze, Clinton County Clerk, do hereby certify that the above is a correct copy of the Canvass of votes cast at the General Election held in Clinton County on Tuesday, November 2, 2010. This canvass was made by the County Canvassing Board of Clinton County and is now on file in my office.



Dated: Friday, November 19, 2010

---

Thomas LaCaze, Clinton County Clerk

**General Election**  
**Tuesday, November 02, 2010**  
 Thomas LaCaze  
 Clinton County Clerk

**102 IL REP**  
 FOR REPRESENTATIVE IN THE GENERAL ASSEMBLY  
 ONE HUNDRED AND SECOND REPRESENTATIVE DISTRICT  
 (Vote for ONE)

	<b>Registered Voters</b>	<b>Ballots Cast</b>	<b>Turnout</b>	<b>RON STEPHENS (REP)</b>	<b>NO CANDIDATE (GRN)</b>	<b>NO CANDIDATE (DEM)</b>	<b>DEENA DAILEY (IND)</b>
<b>ST ROSE 1</b>	764	381	49.87%	280	0	0	82
<b>ST ROSE 2</b>	300	133	44.33%	94	0	0	34
<b>ST ROSE TOWNSHIP</b>							
<b>TOTALS</b>	<b>1064</b>	<b>514</b>	<b>48.31%</b>	<b>374</b>	<b>0</b>	<b>0</b>	<b>116</b>
<b>WHEATFIELD</b>	396	198	50.00%	158	0	0	36
<b>WHEATFIELD TOWNSHIP TOTALS</b>							
<b>TOTALS</b>	<b>396</b>	<b>198</b>	<b>50.00%</b>	<b>158</b>	<b>0</b>	<b>0</b>	<b>36</b>
<b>SUGAR CREEK 1</b>	841	448	53.27%	367	0	0	72
<b>SUGAR CREEK 2</b>	1080	676	62.59%	505	0	0	142
<b>SUGAR CREEK 3</b>	781	453	58.00%	332	0	0	97
<b>SUGAR CREEK 4</b>	844	540	63.98%	411	0	0	104
<b>SUGAR CREEK 5</b>	801	412	51.44%	336	0	0	62
<b>SUGAR CREEK TOWNSHIP TOTALS</b>							
<b>TOTALS</b>	<b>4347</b>	<b>2529</b>	<b>58.18%</b>	<b>1951</b>	<b>0</b>	<b>0</b>	<b>477</b>
<b>LOOKINGGLASS 1</b>	1102	573	52.00%	426	0	0	123
<b>LOOKINGGLASS TOWNSHIP TOTALS</b>							
<b>TOTALS</b>	<b>1102</b>	<b>573</b>	<b>52.00%</b>	<b>426</b>	<b>0</b>	<b>0</b>	<b>123</b>
<b>CLINTON COUNTY TOTALS</b>							
<b>TOTALS</b>	<b>6909</b>	<b>3814</b>	<b>55.20%</b>	<b>2909</b>	<b>0</b>	<b>0</b>	<b>752</b>


**CANVASS OF VOTES**  
**in Clinton County, Illinois at the General Election on Tuesday, November 2, 2010**

---

STATE OF ILLINOIS  
COUNTY OF CLINTON

**102 IL REP**

I, Thomas LaCaze, Clinton County Clerk, do hereby certify that the above is a correct copy of the Canvass of votes cast at the General Election held in Clinton County on Tuesday, November 2, 2010. This canvass was made by the County Canvassing Board of Clinton County and is now on file in my office.



Dated: Friday, November 19, 2010

---

Thomas LaCaze, Clinton County Clerk

**General Election**  
**Tuesday, November 02, 2010**  
 Thomas LaCaze  
 Clinton County Clerk

**107 IL REP**  
 FOR REPRESENTATIVE IN THE GENERAL ASSEMBLY  
 ONE HUNDRED AND SEVENTH REPRESENTATIVE DISTRICT  
 (Vote for ONE)

	<b>Registered Voters</b>	<b>Ballots Cast</b>	<b>Turnout</b>	<b>JOHN CAVALETTO (REP)</b>	<b>NO CANDIDATE (GRN)</b>	<b>JOSHUA QUALLS (DEM)</b>
IRISHTOWN 1	553	217	39.24%	139	0	76
IRISHTOWN 2	278	131	47.12%	103	0	27
<b>IRISHTOWN TOWNSHIP TOTALS</b>	<b>831</b>	<b>348</b>	<b>41.88%</b>	<b>242</b>	<b>0</b>	<b>103</b>
EAST FORK	307	161	52.44%	107	0	50
<b>EAST FORK TOWNSHIP TOTALS</b>	<b>307</b>	<b>161</b>	<b>52.44%</b>	<b>107</b>	<b>0</b>	<b>50</b>
BREESE 1	928	383	41.27%	298	0	83
BREESE 2	938	450	47.97%	351	0	84
BREESE 3	1085	609	8.60%	501	0	94
BREESE 4	1098	580	52.82%	457	0	104
<b>BREESE TOWNSHIP TOTALS</b>	<b>4049</b>	<b>2022</b>	<b>49.94%</b>	<b>1607</b>	<b>0</b>	<b>365</b>
WADE 1	514	244	47.47%	174	0	64
WADE 2	773	335	43.34%	236	0	91
<b>WADE TOWNSHIP TOTALS</b>	<b>1287</b>	<b>579</b>	<b>44.99%</b>	<b>410</b>	<b>0</b>	<b>155</b>
CARLYLE 1	818	389	47.56%	269	0	113
CARLYLE 2	874	419	47.94%	292	0	114
CARLYLE 3	610	289	47.38%	203	0	78
CARLYLE 4	586	260	44.37%	182	0	73
<b>CARLYLE TOWNSHIP TOTALS</b>	<b>2888</b>	<b>1357</b>	<b>46.99%</b>	<b>946</b>	<b>0</b>	<b>378</b>
CLEMENT	388	207	53.35%	155	0	50
<b>CLEMENT TOWNSHIP TOTALS</b>	<b>388</b>	<b>207</b>	<b>53.35%</b>	<b>155</b>	<b>0</b>	<b>50</b>
MERIDIAN	417	210	50.36%	177	0	29
<b>MERIDIAN TOWNSHIP TOTALS</b>	<b>417</b>	<b>210</b>	<b>50.36%</b>	<b>177</b>	<b>0</b>	<b>29</b>
GERMANTOWN 1	922	580	62.91%	435	0	127
GERMANTOWN 2	598	313	52.34%	237	0	67

**General Election**  
**Tuesday, November 02, 2010**  
 Thomas LaCaze  
 Clinton County Clerk

**107 IL REP**  
 FOR REPRESENTATIVE IN THE GENERAL ASSEMBLY  
 ONE HUNDRED AND SEVENTH REPRESENTATIVE DISTRICT  
 (Vote for ONE)

	<b>Registered Voters</b>	<b>Ballots Cast</b>	<b>Turnout</b>	<b>JOHN CAVALETTO (REP)</b>	<b>NO CANDIDATE (GRN)</b>	<b>JOSHUA QUALLS (DEM)</b>
<b>GERMANTOWN</b>						
<b>TOWNSHIP TOTALS</b>	<b>1520</b>	<b>893</b>	<b>58.75%</b>	<b>672</b>	<b>0</b>	<b>194</b>
<b>SANTA FE</b>	896	553	61.72%	409	0	127
<b>SANTA FE TOWNSHIP</b>						
<b>TOTALS</b>	<b>896</b>	<b>553</b>	<b>61.72%</b>	<b>409</b>	<b>0</b>	<b>127</b>
<b>LAKE 1</b>	565	273	48.32%	215	0	52
<b>LAKE 2</b>	149	74	49.66%	56	0	18
<b>LAKE TOWNSHIP</b>						
<b>TOTALS</b>	<b>714</b>	<b>347</b>	<b>48.60%</b>	<b>271</b>	<b>0</b>	<b>70</b>
<b>BROOKSIDE 1</b>	473	203	42.92%	133	0	68
<b>BROOKSIDE 2</b>	406	100	24.63%	67	0	32
<b>BROOKSIDE 3</b>	595	145	24.37%	85	0	57
<b>BROOKSIDE 4</b>	462	223	48.27%	162	0	59
<b>BROOKSIDE 5</b>	670	234	34.93%	160	0	66
<b>BROOKSIDE</b>						
<b>TOWNSHIP TOTALS</b>	<b>2606</b>	<b>905</b>	<b>34.73%</b>	<b>607</b>	<b>0</b>	<b>282</b>
<b>CLINTON COUNTY</b>						
<b>TOTALS</b>	<b>15903</b>	<b>7582</b>	<b>47.68%</b>	<b>5603</b>	<b>0</b>	<b>1803</b>


**CANVASS OF VOTES**  
**in Clinton County, Illinois at the General Election on Tuesday, November 2, 2010**

---

STATE OF ILLINOIS  
COUNTY OF CLINTON

**107 IL REP**

I, Thomas LaCaze, Clinton County Clerk, do hereby certify that the above is a correct copy of the Canvass of votes cast at the General Election held in Clinton County on Tuesday, November 2, 2010. This canvass was made by the County Canvassing Board of Clinton County and is now on file in my office.



Dated: Friday, November 19, 2010

---

Thomas LaCaze, Clinton County Clerk

**General Election**  
**Tuesday, November 02, 2010**  
 Thomas LaCaze  
 Clinton County Clerk

**115 IL REP**  
 FOR REPRESENTATIVE IN THE GENERAL ASSEMBLY  
 ONE HUNDRED AND FIFTEENTH REPRESENTATIVE DISTRICT  
 (Vote for ONE)

	<b>Registered Voters</b>	<b>Ballots Cast</b>	<b>Turnout</b>	<b>MIKE BOST (REP)</b>	<b>CHARLIE HOWE (GRN)</b>	<b>NO CANDIDATE (DEM)</b>
<b>LOOKINGGLASS 2</b>	551	211	38.29%	144	52	0
<b>LOOKINGGLASS 3</b>	270	141	52.22%	92	34	0
<b>LOOKINGGLASS 4</b>	956	510	53.35%	399	68	0
<b>LOOKINGGLASS 5</b>	545	341	62.57%	268	44	0
<b>LOOKINGGLASS 6</b>	1027	579	56.38%	437	87	0
<b>LOOKINGGLASS TOWNSHIP TOTALS</b>	<b>3349</b>	<b>1782</b>	<b>53.21%</b>	<b>1340</b>	<b>285</b>	<b>0</b>
<b>CLINTON COUNTY TOTALS</b>	<b>3349</b>	<b>1782</b>	<b>53.21%</b>	<b>1340</b>	<b>285</b>	<b>0</b>

**CANVASS OF VOTES**  
**in Clinton County, Illinois at the General Election on Tuesday, November 2, 2010**

---

STATE OF ILLINOIS  
COUNTY OF CLINTON

**115 IL REP**

I, Thomas LaCaze, Clinton County Clerk, do hereby certify that the above is a correct copy of the Canvass of votes cast at the General Election held in Clinton County on Tuesday, November 2, 2010. This canvass was made by the County Canvassing Board of Clinton County and is now on file in my office.



Dated: Friday, November 19, 2010

---

Thomas LaCaze, Clinton County Clerk



General Election  
 Tuesday, November 02, 2010  
 Thomas LaCaze  
 Clinton County Clerk

COUNTY  
 FOR COUNTY CLERK  
 (Vote for ONE)

	Registered Voters	Ballots Cast	Turnout	MARY RAKERS (REP)	NO CANDIDATE (GRN)	DOUGLAS KUHL (DEM)
ST ROSE 1	764	381	49.87%	223	0	154
ST ROSE 2	300	133	44.33%	88	0	45
<b>ST ROSE TOWNSHIP</b>						
<b>TOTALS</b>	<b>1064</b>	<b>514</b>	<b>48.31%</b>	<b>311</b>	<b>0</b>	<b>199</b>
WHEATFIELD	396	198	50.00%	130	0	68
<b>WHEATFIELD TOWNSHIP TOTALS</b>						
<b>TOTALS</b>	<b>396</b>	<b>198</b>	<b>50.00%</b>	<b>130</b>	<b>0</b>	<b>68</b>
IRISHTOWN 1	553	217	39.24%	121	0	95
IRISHTOWN 2	278	131	47.12%	75	0	52
<b>IRISHTOWN TOWNSHIP TOTALS</b>						
<b>TOTALS</b>	<b>831</b>	<b>348</b>	<b>41.88%</b>	<b>196</b>	<b>0</b>	<b>147</b>
EAST FORK	307	161	52.44%	91	0	67
<b>EAST FORK TOWNSHIP TOTALS</b>						
<b>TOTALS</b>	<b>307</b>	<b>161</b>	<b>52.44%</b>	<b>91</b>	<b>0</b>	<b>67</b>
SUGAR CREEK 1	841	448	53.27%	313	0	132
SUGAR CREEK 2	1080	676	62.59%	463	0	200
SUGAR CREEK 3	781	453	58.00%	318	0	124
SUGAR CREEK 4	844	540	63.98%	377	0	149
SUGAR CREEK 5	801	412	51.44%	275	0	135
<b>SUGAR CREEK TOWNSHIP TOTALS</b>						
<b>TOTALS</b>	<b>4347</b>	<b>2529</b>	<b>58.18%</b>	<b>1746</b>	<b>0</b>	<b>740</b>
BREESE 1	928	383	41.27%	178	0	205
BREESE 2	938	450	47.97%	204	0	241
BREESE 3	1085	609	8.60%	271	0	330
BREESE 4	1098	580	52.82%	260	0	314
<b>BREESE TOWNSHIP TOTALS</b>						
<b>TOTALS</b>	<b>4049</b>	<b>2022</b>	<b>49.94%</b>	<b>913</b>	<b>0</b>	<b>1090</b>
WADE 1	514	244	47.47%	133	0	109
WADE 2	773	335	43.34%	169	0	160
<b>WADE TOWNSHIP TOTALS</b>						
<b>TOTALS</b>	<b>1287</b>	<b>579</b>	<b>44.99%</b>	<b>302</b>	<b>0</b>	<b>269</b>
CARLYLE 1	818	389	47.56%	223	0	162

General Election  
 Tuesday, November 02, 2010  
 Thomas LaCaze  
 Clinton County Clerk

COUNTY  
 FOR COUNTY CLERK  
 (Vote for ONE)

	Registered Voters	Ballots Cast	Turnout	MARY RAKERS (REP)	NO CANDIDATE (GRN)	DOUGLAS KUHL (DEM)
CARLYLE 2	874	419	47.94%	217	0	190
CARLYLE 3	610	289	47.38%	157	0	122
CARLYLE 4	586	260	44.37%	149	0	108
<b>CARLYLE TOWNSHIP TOTALS</b>	<b>2888</b>	<b>1357</b>	<b>46.99%</b>	<b>746</b>	<b>0</b>	<b>582</b>
CLEMENT	388	207	53.35%	115	0	89
<b>CLEMENT TOWNSHIP TOTALS</b>	<b>388</b>	<b>207</b>	<b>53.35%</b>	<b>115</b>	<b>0</b>	<b>89</b>
MERIDIAN	417	210	50.36%	153	0	53
<b>MERIDIAN TOWNSHIP TOTALS</b>	<b>417</b>	<b>210</b>	<b>50.36%</b>	<b>153</b>	<b>0</b>	<b>53</b>
LOOKINGGLASS 1	1102	573	52.00%	430	0	129
LOOKINGGLASS 2	551	211	38.29%	137	0	73
LOOKINGGLASS 3	270	141	52.22%	97	0	40
LOOKINGGLASS 4	956	510	53.35%	353	0	153
LOOKINGGLASS 5	545	341	62.57%	237	0	100
LOOKINGGLASS 6	1027	579	56.38%	423	0	132
<b>LOOKINGGLASS TOWNSHIP TOTALS</b>	<b>4451</b>	<b>2355</b>	<b>52.91%</b>	<b>1677</b>	<b>0</b>	<b>627</b>
GERMANTOWN 1	922	580	62.91%	336	0	233
GERMANTOWN 2	598	313	52.34%	180	0	126
<b>GERMANTOWN TOWNSHIP TOTALS</b>	<b>1520</b>	<b>893</b>	<b>58.75%</b>	<b>516</b>	<b>0</b>	<b>359</b>
SANTA FE	896	553	61.72%	327	0	218
<b>SANTA FE TOWNSHIP TOTALS</b>	<b>896</b>	<b>553</b>	<b>61.72%</b>	<b>327</b>	<b>0</b>	<b>218</b>
LAKE 1	565	273	48.32%	197	0	74
LAKE 2	149	74	49.66%	48	0	26
<b>LAKE TOWNSHIP TOTALS</b>	<b>714</b>	<b>347</b>	<b>48.60%</b>	<b>245</b>	<b>0</b>	<b>100</b>
BROOKSIDE 1	473	203	42.92%	116	0	84
BROOKSIDE 2	406	100	24.63%	56	0	41

**General Election**  
**Tuesday, November 02, 2010**  
Thomas LaCaze  
Clinton County Clerk

**COUNTY**  
**FOR COUNTY CLERK**  
**(Vote for ONE)**

	<b>Registered Voters</b>	<b>Ballots Cast</b>	<b>Turnout</b>	<b>MARY RAKERS (REP)</b>	<b>NO CANDIDATE (GRN)</b>	<b>DOUGLAS KUHL (DEM)</b>
<b>BROOKSIDE 3</b>	595	145	24.37%	69	0	72
<b>BROOKSIDE 4</b>	462	223	48.27%	129	0	86
<b>BROOKSIDE 5</b>	670	234	34.93%	135	0	85
<b>BROOKSIDE TOWNSHIP TOTALS</b>	<b>2606</b>	<b>905</b>	<b>34.73%</b>	<b>505</b>	<b>0</b>	<b>368</b>
<b>CLINTON COUNTY TOTALS</b>	<b>26161</b>	<b>13178</b>	<b>50.37%</b>	<b>7973</b>	<b>0</b>	<b>4976</b>

General Election  
 Tuesday, November 02, 2010  
 Thomas LaCaze  
 Clinton County Clerk

COUNTY  
 FOR COUNTY TREASURER  
 (Vote for ONE)

	Registered Voters	Ballots Cast	Turnout	DENISE TRAME (REP)	NO CANDIDATE (GRN)	CURT WINTER (DEM)
ST ROSE 1	764	381	49.87%	308	0	68
ST ROSE 2	300	133	44.33%	109	0	24
<b>ST ROSE TOWNSHIP</b>						
TOTALS	1064	514	48.31%	417	0	92
WHEATFIELD	396	198	50.00%	141	0	56
<b>WHEATFIELD TOWNSHIP TOTALS</b>						
TOTALS	396	198	50.00%	141	0	56
IRISHTOWN 1	553	217	39.24%	126	0	87
IRISHTOWN 2	278	131	47.12%	82	0	46
<b>IRISHTOWN TOWNSHIP TOTALS</b>						
TOTALS	831	348	41.88%	208	0	133
EAST FORK	307	161	52.44%	89	0	69
<b>EAST FORK TOWNSHIP TOTALS</b>						
TOTALS	307	161	52.44%	89	0	69
SUGAR CREEK 1	841	448	53.27%	340	0	101
SUGAR CREEK 2	1080	676	62.59%	450	0	205
SUGAR CREEK 3	781	453	58.00%	300	0	142
SUGAR CREEK 4	844	540	63.98%	373	0	148
SUGAR CREEK 5	801	412	51.44%	305	0	100
<b>SUGAR CREEK TOWNSHIP TOTALS</b>						
TOTALS	4347	2529	58.18%	1768	0	696
BREESE 1	928	383	41.27%	271	0	110
BREESE 2	938	450	47.97%	324	0	119
BREESE 3	1085	609	8.60%	415	0	185
BREESE 4	1098	580	52.82%	381	0	186
<b>BREESE TOWNSHIP TOTALS</b>						
TOTALS	4049	2022	49.94%	1391	0	600
WADE 1	514	244	47.47%	159	0	80
WADE 2	773	335	43.34%	206	0	120
<b>WADE TOWNSHIP TOTALS</b>						
TOTALS	1287	579	44.99%	365	0	200
CARLYLE 1	818	389	47.56%	239	0	143

General Election  
 Tuesday, November 02, 2010  
 Thomas LaCaze  
 Clinton County Clerk

COUNTY  
 FOR COUNTY TREASURER  
 (Vote for ONE)

	Registered Voters	Ballots Cast	Turnout	DENISE TRAME (REP)	NO CANDIDATE (GRN)	CURT WINTER (DEM)
CARLYLE 2	874	419	47.94%	245	0	154
CARLYLE 3	610	289	47.38%	169	0	111
CARLYLE 4	586	260	44.37%	161	0	91
<b>CARLYLE TOWNSHIP TOTALS</b>	<b>2888</b>	<b>1357</b>	<b>46.99%</b>	<b>814</b>	<b>0</b>	<b>499</b>
CLEMENT	388	207	53.35%	121	0	82
<b>CLEMENT TOWNSHIP TOTALS</b>	<b>388</b>	<b>207</b>	<b>53.35%</b>	<b>121</b>	<b>0</b>	<b>82</b>
MERIDIAN	417	210	50.36%	154	0	50
<b>MERIDIAN TOWNSHIP TOTALS</b>	<b>417</b>	<b>210</b>	<b>50.36%</b>	<b>154</b>	<b>0</b>	<b>50</b>
LOOKINGGLASS 1	1102	573	52.00%	401	0	152
LOOKINGGLASS 2	551	211	38.29%	130	0	76
LOOKINGGLASS 3	270	141	52.22%	87	0	50
LOOKINGGLASS 4	956	510	53.35%	393	0	112
LOOKINGGLASS 5	545	341	62.57%	264	0	73
LOOKINGGLASS 6	1027	579	56.38%	387	0	159
<b>LOOKINGGLASS TOWNSHIP TOTALS</b>	<b>4451</b>	<b>2355</b>	<b>52.91%</b>	<b>1662</b>	<b>0</b>	<b>622</b>
GERMANTOWN 1	922	580	62.91%	425	0	146
GERMANTOWN 2	598	313	52.34%	227	0	84
<b>GERMANTOWN TOWNSHIP TOTALS</b>	<b>1520</b>	<b>893</b>	<b>58.75%</b>	<b>652</b>	<b>0</b>	<b>230</b>
SANTA FE	896	553	61.72%	464	0	85
<b>SANTA FE TOWNSHIP TOTALS</b>	<b>896</b>	<b>553</b>	<b>61.72%</b>	<b>464</b>	<b>0</b>	<b>85</b>
LAKE 1	565	273	48.32%	191	0	80
LAKE 2	149	74	49.66%	45	0	28
<b>LAKE TOWNSHIP TOTALS</b>	<b>714</b>	<b>347</b>	<b>48.60%</b>	<b>236</b>	<b>0</b>	<b>108</b>
BROOKSIDE 1	473	203	42.92%	115	0	85
BROOKSIDE 2	406	100	24.63%	51	0	45

**General Election**  
**Tuesday, November 02, 2010**  
Thomas LaCaze  
Clinton County Clerk

**COUNTY**  
FOR COUNTY TREASURER  
(Vote for ONE)

	<b>Registered Voters</b>	<b>Ballots Cast</b>	<b>Turnout</b>	<b>DENISE TRAME (REP)</b>	<b>NO CANDIDATE (GRN)</b>	<b>CURT WINTER (DEM)</b>
<b>BROOKSIDE 3</b>	595	145	24.37%	60	0	78
<b>BROOKSIDE 4</b>	462	223	48.27%	125	0	94
<b>BROOKSIDE 5</b>	670	234	34.93%	129	0	91
<b>BROOKSIDE TOWNSHIP TOTALS</b>	<b>2606</b>	<b>905</b>	<b>34.73%</b>	<b>480</b>	<b>0</b>	<b>393</b>
<b>CLINTON COUNTY TOTALS</b>	<b>26161</b>	<b>13178</b>	<b>50.37%</b>	<b>8962</b>	<b>0</b>	<b>3915</b>

General Election  
 Tuesday, November 02, 2010  
 Thomas LaCaze  
 Clinton County Clerk

COUNTY  
 FOR COUNTY SHERIFF  
 (Vote for ONE)

	Registered Voters	Ballots Cast	Turnout	MIKE KREKE (REP)	NO CANDIDATE (GRN)	NO CANDIDATE (DEM)
ST ROSE 1	764	381	49.87%	363	0	0
ST ROSE 2	300	133	44.33%	122	0	0
<b>ST ROSE TOWNSHIP</b>						
TOTALS	1064	514	48.31%	485	0	0
WHEATFIELD	396	198	50.00%	187	0	0
<b>WHEATFIELD TOWNSHIP TOTALS</b>						
TOTALS	396	198	50.00%	187	0	0
IRISHTOWN 1	553	217	39.24%	185	0	0
IRISHTOWN 2	278	131	47.12%	119	0	0
<b>IRISHTOWN TOWNSHIP TOTALS</b>						
TOTALS	831	348	41.88%	304	0	0
EAST FORK	307	161	52.44%	137	0	0
<b>EAST FORK TOWNSHIP TOTALS</b>						
TOTALS	307	161	52.44%	137	0	0
SUGAR CREEK 1	841	448	53.27%	426	0	0
SUGAR CREEK 2	1080	676	62.59%	620	0	0
SUGAR CREEK 3	781	453	58.00%	416	0	0
SUGAR CREEK 4	844	540	63.98%	503	0	0
SUGAR CREEK 5	801	412	51.44%	390	0	0
<b>SUGAR CREEK TOWNSHIP TOTALS</b>						
TOTALS	4347	2529	58.18%	2355	0	0
BREESE 1	928	383	41.27%	364	0	0
BREESE 2	938	450	47.97%	422	0	0
BREESE 3	1085	609	8.60%	569	0	0
BREESE 4	1098	580	52.82%	535	0	0
<b>BREESE TOWNSHIP TOTALS</b>						
TOTALS	4049	2022	49.94%	1890	0	0
WADE 1	514	244	47.47%	218	0	0
WADE 2	773	335	43.34%	288	0	0
<b>WADE TOWNSHIP TOTALS</b>						
TOTALS	1287	579	44.99%	506	0	0
CARLYLE 1	818	389	47.56%	335	0	0

General Election  
 Tuesday, November 02, 2010  
 Thomas LaCaze  
 Clinton County Clerk

COUNTY  
 FOR COUNTY SHERIFF  
 (Vote for ONE)

	Registered Voters	Ballots Cast	Turnout	MIKE KREKE (REP)	NO CANDIDATE (GRN)	NO CANDIDATE (DEM)
CARLYLE 2	874	419	47.94%	351	0	0
CARLYLE 3	610	289	47.38%	251	0	0
CARLYLE 4	586	260	44.37%	237	0	0
<b>CARLYLE TOWNSHIP TOTALS</b>	<b>2888</b>	<b>1357</b>	<b>46.99%</b>	<b>1174</b>	<b>0</b>	<b>0</b>
CLEMENT	388	207	53.35%	184	0	0
<b>CLEMENT TOWNSHIP TOTALS</b>	<b>388</b>	<b>207</b>	<b>53.35%</b>	<b>184</b>	<b>0</b>	<b>0</b>
MERIDIAN	417	210	50.36%	187	0	0
<b>MERIDIAN TOWNSHIP TOTALS</b>	<b>417</b>	<b>210</b>	<b>50.36%</b>	<b>187</b>	<b>0</b>	<b>0</b>
LOOKINGGLASS 1	1102	573	52.00%	530	0	0
LOOKINGGLASS 2	551	211	38.29%	196	0	0
LOOKINGGLASS 3	270	141	52.22%	133	0	0
LOOKINGGLASS 4	956	510	53.35%	460	0	0
LOOKINGGLASS 5	545	341	62.57%	323	0	0
LOOKINGGLASS 6	1027	579	56.38%	530	0	0
<b>LOOKINGGLASS TOWNSHIP TOTALS</b>	<b>4451</b>	<b>2355</b>	<b>52.91%</b>	<b>2172</b>	<b>0</b>	<b>0</b>
GERMANTOWN 1	922	580	62.91%	524	0	0
GERMANTOWN 2	598	313	52.34%	274	0	0
<b>GERMANTOWN TOWNSHIP TOTALS</b>	<b>1520</b>	<b>893</b>	<b>58.75%</b>	<b>798</b>	<b>0</b>	<b>0</b>
SANTA FE	896	553	61.72%	497	0	0
<b>SANTA FE TOWNSHIP TOTALS</b>	<b>896</b>	<b>553</b>	<b>61.72%</b>	<b>497</b>	<b>0</b>	<b>0</b>
LAKE 1	565	273	48.32%	254	0	0
LAKE 2	149	74	49.66%	60	0	0
<b>LAKE TOWNSHIP TOTALS</b>	<b>714</b>	<b>347</b>	<b>48.60%</b>	<b>314</b>	<b>0</b>	<b>0</b>
BROOKSIDE 1	473	203	42.92%	170	0	0
BROOKSIDE 2	406	100	24.63%	85	0	0



**General Election**  
**Tuesday, November 02, 2010**  
 Thomas LaCaze  
 Clinton County Clerk

**COUNTY**  
**FOR COUNTY SHERIFF**  
 (Vote for ONE)

	<b>Registered Voters</b>	<b>Ballots Cast</b>	<b>Turnout</b>	<b>MIKE KREKE (REP)</b>	<b>NO CANDIDATE (GRN)</b>	<b>NO CANDIDATE (DEM)</b>
<b>BROOKSIDE 3</b>	595	145	24.37%	125	0	0
<b>BROOKSIDE 4</b>	462	223	48.27%	191	0	0
<b>BROOKSIDE 5</b>	670	234	34.93%	191	0	0
<b>BROOKSIDE TOWNSHIP TOTALS</b>	<b>2606</b>	<b>905</b>	<b>34.73%</b>	<b>762</b>	<b>0</b>	<b>0</b>
<b>CLINTON COUNTY TOTALS</b>	<b>26161</b>	<b>13178</b>	<b>50.37%</b>	<b>11952</b>	<b>0</b>	<b>0</b>

General Election  
 Tuesday, November 02, 2010  
 Thomas LaCaze  
 Clinton County Clerk

COUNTY  
 CLINTON COUNTY SALES TAX

	Registered Voters	Ballots Cast	Turnout	YES	NO
ST ROSE 1	764	381	49.87%	67	299
ST ROSE 2	300	133	44.33%	14	118
<b>ST ROSE TOWNSHIP</b>					
<b>TOTALS</b>	<b>1064</b>	<b>514</b>	<b>48.31%</b>	<b>81</b>	<b>417</b>
WHEATFIELD	396	198	50.00%	40	154
<b>WHEATFIELD TOWNSHIP TOTALS</b>					
<b>TOTALS</b>	<b>396</b>	<b>198</b>	<b>50.00%</b>	<b>40</b>	<b>154</b>
IRISHTOWN 1	553	217	39.24%	33	179
IRISHTOWN 2	278	131	47.12%	29	100
<b>IRISHTOWN TOWNSHIP TOTALS</b>					
<b>TOTALS</b>	<b>831</b>	<b>348</b>	<b>41.88%</b>	<b>62</b>	<b>279</b>
EAST FORK	307	161	52.44%	30	127
<b>EAST FORK TOWNSHIP TOTALS</b>					
<b>TOTALS</b>	<b>307</b>	<b>161</b>	<b>52.44%</b>	<b>30</b>	<b>127</b>
SUGAR CREEK 1	841	448	53.27%	101	331
SUGAR CREEK 2	1080	676	62.59%	181	478
SUGAR CREEK 3	781	453	58.00%	128	314
SUGAR CREEK 4	844	540	63.98%	158	374
SUGAR CREEK 5	801	412	51.44%	63	339
<b>SUGAR CREEK TOWNSHIP TOTALS</b>					
<b>TOTALS</b>	<b>4347</b>	<b>2529</b>	<b>58.18%</b>	<b>631</b>	<b>1836</b>
BREESE 1	928	383	41.27%	70	305
BREESE 2	938	450	47.97%	75	357
BREESE 3	1085	609	8.60%	103	495
BREESE 4	1098	580	52.82%	114	452
<b>BREESE TOWNSHIP TOTALS</b>					
<b>TOTALS</b>	<b>4049</b>	<b>2022</b>	<b>49.94%</b>	<b>362</b>	<b>1609</b>
WADE 1	514	244	47.47%	38	193
WADE 2	773	335	43.34%	58	259
<b>WADE TOWNSHIP TOTALS</b>					
<b>TOTALS</b>	<b>1287</b>	<b>579</b>	<b>44.99%</b>	<b>96</b>	<b>452</b>
CARLYLE 1	818	389	47.56%	97	281

General Election  
 Tuesday, November 02, 2010  
 Thomas LaCaze  
 Clinton County Clerk

COUNTY  
 CLINTON COUNTY SALES TAX

	Registered Voters	Ballots Cast	Turnout	YES	NO
CARLYLE 2	874	419	47.94%	106	303
CARLYLE 3	610	289	47.38%	64	218
CARLYLE 4	586	260	44.37%	53	197
<b>CARLYLE TOWNSHIP TOTALS</b>	<b>2888</b>	<b>1357</b>	<b>46.99%</b>	<b>320</b>	<b>999</b>
CLEMENT	388	207	53.35%	49	154
<b>CLEMENT TOWNSHIP TOTALS</b>	<b>388</b>	<b>207</b>	<b>53.35%</b>	<b>49</b>	<b>154</b>
MERIDIAN	417	210	50.36%	34	170
<b>MERIDIAN TOWNSHIP TOTALS</b>	<b>417</b>	<b>210</b>	<b>50.36%</b>	<b>34</b>	<b>170</b>
LOOKINGGLASS 1	1102	573	52.00%	179	384
LOOKINGGLASS 2	551	211	38.29%	59	149
LOOKINGGLASS 3	270	141	52.22%	31	106
LOOKINGGLASS 4	956	510	53.35%	110	391
LOOKINGGLASS 5	545	341	62.57%	67	265
LOOKINGGLASS 6	1027	579	56.38%	182	383
<b>LOOKINGGLASS TOWNSHIP TOTALS</b>	<b>4451</b>	<b>2355</b>	<b>52.91%</b>	<b>628</b>	<b>1678</b>
GERMANTOWN 1	922	580	62.91%	93	477
GERMANTOWN 2	598	313	52.34%	60	233
<b>GERMANTOWN TOWNSHIP TOTALS</b>	<b>1520</b>	<b>893</b>	<b>58.75%</b>	<b>153</b>	<b>710</b>
SANTA FE	896	553	61.72%	122	400
<b>SANTA FE TOWNSHIP TOTALS</b>	<b>896</b>	<b>553</b>	<b>61.72%</b>	<b>122</b>	<b>400</b>
LAKE 1	565	273	48.32%	80	186
LAKE 2	149	74	49.66%	11	62
<b>LAKE TOWNSHIP TOTALS</b>	<b>714</b>	<b>347</b>	<b>48.60%</b>	<b>91</b>	<b>248</b>
BROOKSIDE 1	473	203	42.92%	33	162
BROOKSIDE 2	406	100	24.63%	21	76

**General Election**  
**Tuesday, November 02, 2010**  
Thomas LaCaze  
Clinton County Clerk

**COUNTY**  
CLINTON COUNTY SALES TAX

	<b>Registered Voters</b>	<b>Ballots Cast</b>	<b>Turnout</b>	<b>YES</b>	<b>NO</b>
<b>BROOKSIDE 3</b>	595	145	24.37%	27	112
<b>BROOKSIDE 4</b>	462	223	48.27%	39	175
<b>BROOKSIDE 5</b>	670	234	34.93%	51	165
<b>BROOKSIDE TOWNSHIP TOTALS</b>	<b>2606</b>	<b>905</b>	<b>34.73%</b>	<b>171</b>	<b>690</b>
<b>CLINTON COUNTY TOTALS</b>	<b>26161</b>	<b>13178</b>	<b>50.37%</b>	<b>2870</b>	<b>9923</b>


**CANVASS OF VOTES**  
**in Clinton County, Illinois at the General Election on Tuesday, November 2, 2010**

---

STATE OF ILLINOIS  
COUNTY OF CLINTON

**COUNTY**

I, Thomas LaCaze, Clinton County Clerk, do hereby certify that the above is a correct copy of the Canvass of votes cast at the General Election held in Clinton County on Tuesday, November 2, 2010. This canvass was made by the County Canvassing Board of Clinton County and is now on file in my office.



Dated: Friday, November 19, 2010

---

Thomas LaCaze, Clinton County Clerk

**General Election**  
**Tuesday, November 02, 2010**  
 Thomas LaCaze  
 Clinton County Clerk

**ESR (CN MA WH)**  
 FOR REGIONAL SUPERINTENDENT OF SCHOOLS  
 (CLINTON, MARION & WASHINGTON COUNTIES)  
 (Vote for ONE)

	Registered Voters	Ballots Cast	Turnout	NO CANDIDATE (REP)	NO CANDIDATE (GRN)	KERI GARRETT (DEM)
ST ROSE 1	764	381	49.87%	0	0	294
ST ROSE 2	300	133	44.33%	0	0	110
<b>ST ROSE TOWNSHIP</b>						
<b>TOTALS</b>	<b>1064</b>	<b>514</b>	<b>48.31%</b>	<b>0</b>	<b>0</b>	<b>404</b>
WHEATFIELD	396	198	50.00%	0	0	169
<b>WHEATFIELD TOWNSHIP TOTALS</b>						
<b>TOTALS</b>	<b>396</b>	<b>198</b>	<b>50.00%</b>	<b>0</b>	<b>0</b>	<b>169</b>
IRISHTOWN 1	553	217	39.24%	0	0	148
IRISHTOWN 2	278	131	47.12%	0	0	90
<b>IRISHTOWN TOWNSHIP TOTALS</b>						
<b>TOTALS</b>	<b>831</b>	<b>348</b>	<b>41.88%</b>	<b>0</b>	<b>0</b>	<b>238</b>
EAST FORK	307	161	52.44%	0	0	128
<b>EAST FORK TOWNSHIP TOTALS</b>						
<b>TOTALS</b>	<b>307</b>	<b>161</b>	<b>52.44%</b>	<b>0</b>	<b>0</b>	<b>128</b>
SUGAR CREEK 1	841	448	53.27%	0	0	336
SUGAR CREEK 2	1080	676	62.59%	0	0	513
SUGAR CREEK 3	781	453	58.00%	0	0	348
SUGAR CREEK 4	844	540	63.98%	0	0	413
SUGAR CREEK 5	801	412	51.44%	0	0	327
<b>SUGAR CREEK TOWNSHIP TOTALS</b>						
<b>TOTALS</b>	<b>4347</b>	<b>2529</b>	<b>58.18%</b>	<b>0</b>	<b>0</b>	<b>1937</b>
BREESE 1	928	383	41.27%	0	0	325
BREESE 2	938	450	47.97%	0	0	370
BREESE 3	1085	609	8.60%	0	0	483
BREESE 4	1098	580	52.82%	0	0	466
<b>BREESE TOWNSHIP TOTALS</b>						
<b>TOTALS</b>	<b>4049</b>	<b>2022</b>	<b>49.94%</b>	<b>0</b>	<b>0</b>	<b>1644</b>
WADE 1	514	244	47.47%	0	0	191
WADE 2	773	335	43.34%	0	0	265
<b>WADE TOWNSHIP TOTALS</b>						
<b>TOTALS</b>	<b>1287</b>	<b>579</b>	<b>44.99%</b>	<b>0</b>	<b>0</b>	<b>456</b>
CARLYLE 1	818	389	47.56%	0	0	303

**General Election**  
**Tuesday, November 02, 2010**  
 Thomas LaCaze  
 Clinton County Clerk

**ESR (CN MA WH)**  
 FOR REGIONAL SUPERINTENDENT OF SCHOOLS  
 (CLINTON, MARION & WASHINGTON COUNTIES)  
 (Vote for ONE)

	<b>Registered Voters</b>	<b>Ballots Cast</b>	<b>Turnout</b>	<b>NO CANDIDATE (REP)</b>	<b>NO CANDIDATE (GRN)</b>	<b>KERI GARRETT (DEM)</b>
CARLYLE 2	874	419	47.94%	0	0	318
CARLYLE 3	610	289	47.38%	0	0	224
CARLYLE 4	586	260	44.37%	0	0	198
<b>CARLYLE TOWNSHIP</b>						
<b>TOTALS</b>	<b>2888</b>	<b>1357</b>	<b>46.99%</b>	<b>0</b>	<b>0</b>	<b>1043</b>
CLEMENT	388	207	53.35%	0	0	163
<b>CLEMENT TOWNSHIP</b>						
<b>TOTALS</b>	<b>388</b>	<b>207</b>	<b>53.35%</b>	<b>0</b>	<b>0</b>	<b>163</b>
MERIDIAN	417	210	50.36%	0	0	167
<b>MERIDIAN TOWNSHIP</b>						
<b>TOTALS</b>	<b>417</b>	<b>210</b>	<b>50.36%</b>	<b>0</b>	<b>0</b>	<b>167</b>
LOOKINGGLASS 1	1102	573	52.00%	0	0	430
LOOKINGGLASS 2	551	211	38.29%	0	0	170
LOOKINGGLASS 3	270	141	52.22%	0	0	115
LOOKINGGLASS 4	956	510	53.35%	0	0	371
LOOKINGGLASS 5	545	341	62.57%	0	0	272
LOOKINGGLASS 6	1027	579	56.38%	0	0	412
<b>LOOKINGGLASS</b>						
<b>TOWNSHIP TOTALS</b>	<b>4451</b>	<b>2355</b>	<b>52.91%</b>	<b>0</b>	<b>0</b>	<b>1770</b>
GERMANTOWN 1	922	580	62.91%	0	0	454
GERMANTOWN 2	598	313	52.34%	0	0	235
<b>GERMANTOWN</b>						
<b>TOWNSHIP TOTALS</b>	<b>1520</b>	<b>893</b>	<b>58.75%</b>	<b>0</b>	<b>0</b>	<b>689</b>
SANTA FE	896	553	61.72%	0	0	440
<b>SANTA FE TOWNSHIP</b>						
<b>TOTALS</b>	<b>896</b>	<b>553</b>	<b>61.72%</b>	<b>0</b>	<b>0</b>	<b>440</b>
LAKE 1	565	273	48.32%	0	0	215
LAKE 2	149	74	49.66%	0	0	50
<b>LAKE TOWNSHIP</b>						
<b>TOTALS</b>	<b>714</b>	<b>347</b>	<b>48.60%</b>	<b>0</b>	<b>0</b>	<b>265</b>
BROOKSIDE 1	473	203	42.92%	0	0	168
BROOKSIDE 2	406	100	24.63%	0	0	84

**General Election**  
**Tuesday, November 02, 2010**  
 Thomas LaCaze  
 Clinton County Clerk

**ESR (CN MA WH)**  
 FOR REGIONAL SUPERINTENDENT OF SCHOOLS  
 (CLINTON, MARION & WASHINGTON COUNTIES)  
 (Vote for ONE)

	<b>Registered Voters</b>	<b>Ballots Cast</b>	<b>Turnout</b>	<b>NO CANDIDATE (REP)</b>	<b>NO CANDIDATE (GRN)</b>	<b>KERI GARRETT (DEM)</b>
<b>BROOKSIDE 3</b>	595	145	24.37%	0	0	130
<b>BROOKSIDE 4</b>	462	223	48.27%	0	0	172
<b>BROOKSIDE 5</b>	670	234	34.93%	0	0	172
<b>BROOKSIDE TOWNSHIP TOTALS</b>	<b>2606</b>	<b>905</b>	<b>34.73%</b>	<b>0</b>	<b>0</b>	<b>726</b>
<b>CLINTON COUNTY TOTALS</b>	<b>26161</b>	<b>13178</b>	<b>50.37%</b>	<b>0</b>	<b>0</b>	<b>10239</b>



**CANVASS OF VOTES**  
**in Clinton County, Illinois at the General Election on Tuesday, November 2, 2010**

---

STATE OF ILLINOIS  
COUNTY OF CLINTON

**ESR (CN MA WH)**

I, Thomas LaCaze, Clinton County Clerk, do hereby certify that the above is a correct copy of the Canvass of votes cast at the General Election held in Clinton County on Tuesday, November 2, 2010. This canvass was made by the County Canvassing Board of Clinton County and is now on file in my office.



Dated: Friday, November 19, 2010

---

Thomas LaCaze, Clinton County Clerk

**General Election**  
**Tuesday, November 02, 2010**  
 Thomas LaCaze  
 Clinton County Clerk

**COUNTY BOARD 1**  
 FOR MEMBER OF THE COUNTY BOARD  
 DISTRICT 1  
 (Vote for TWO)

	<b>Registered Voters</b>	<b>Ballots Cast</b>	<b>Turnout</b>	<b>JEFFREY ADAMS (REP)</b>	<b>CHARLES SIMPSON (REP)</b>	<b>NO CANDIDATE (GRN)</b>	<b>JAMES M. BUEHLER (DEM)</b>	<b>CONNIE DEADMOND (DEM)</b>
<b>MERIDIAN</b>	417	210	50.36%	158	106	0	45	38
<b>MERIDIAN TOWNSHIP</b>								
<b>TOTALS</b>	<b>417</b>	<b>210</b>	<b>50.36%</b>	<b>158</b>	<b>106</b>	<b>0</b>	<b>45</b>	<b>38</b>
<b>LAKE 1</b>	565	273	48.32%	161	166	0	66	52
<b>LAKE 2</b>	149	74	49.66%	36	33	0	18	14
<b>LAKE TOWNSHIP</b>								
<b>TOTALS</b>	<b>714</b>	<b>347</b>	<b>48.60%</b>	<b>197</b>	<b>199</b>	<b>0</b>	<b>84</b>	<b>66</b>
<b>BROOKSIDE 1</b>	473	203	42.92%	90	85	0	82	77
<b>BROOKSIDE 2</b>	406	100	24.63%	47	41	0	37	35
<b>BROOKSIDE 3</b>	595	145	24.37%	44	37	0	72	66
<b>BROOKSIDE 4</b>	462	223	48.27%	99	77	0	91	91
<b>BROOKSIDE 5</b>	670	234	34.93%	105	92	0	88	72
<b>BROOKSIDE TOWNSHIP TOTALS</b>								
<b>TOTALS</b>	<b>2606</b>	<b>905</b>	<b>34.73%</b>	<b>385</b>	<b>332</b>	<b>0</b>	<b>370</b>	<b>341</b>
<b>CLINTON COUNTY</b>								
<b>TOTALS</b>	<b>3737</b>	<b>1462</b>	<b>39.12%</b>	<b>740</b>	<b>637</b>	<b>0</b>	<b>499</b>	<b>445</b>

**CANVASS OF VOTES**  
**in Clinton County, Illinois at the General Election on Tuesday, November 2, 2010**

---

STATE OF ILLINOIS  
COUNTY OF CLINTON

**COUNTY BOARD 1**

I, Thomas LaCaze, Clinton County Clerk, do hereby certify that the above is a correct copy of the Canvass of votes cast at the General Election held in Clinton County on Tuesday, November 2, 2010. This canvass was made by the County Canvassing Board of Clinton County and is now on file in my office.



Dated: Friday, November 19, 2010

---

Thomas LaCaze, Clinton County Clerk

General Election  
 Tuesday, November 02, 2010  
 Thomas LaCaze  
 Clinton County Clerk

COUNTY BOARD 2  
 FOR MEMBER OF THE COUNTY BOARD  
 DISTRICT 2  
 (Vote for ONE)

	Registered Voters	Ballots Cast	Turnout	VAN JOHNSON (REP)	NO CANDIDATE (GRN)	BRYAN WESSEL (DEM)
IRISHTOWN 1	553	217	39.24%	102	0	111
IRISHTOWN 2	278	131	47.12%	53	0	74
IRISHTOWN TOWNSHIP TOTALS	831	348	41.88%	155	0	185
EAST FORK	307	161	52.44%	67	0	87
EAST FORK TOWNSHIP TOTALS	307	161	52.44%	67	0	87
CARLYLE 1	818	389	47.56%	145	0	233
CARLYLE 2	874	419	47.94%	160	0	247
CARLYLE 3	610	289	47.38%	106	0	173
CARLYLE 4	586	260	44.37%	102	0	154
CARLYLE TOWNSHIP TOTALS	2888	1357	46.99%	513	0	807
CLEMENT	388	207	53.35%	76	0	129
CLEMENT TOWNSHIP TOTALS	388	207	53.35%	76	0	129
SANTA FE	896	553	61.72%	215	0	309
SANTA FE TOWNSHIP TOTALS	896	553	61.72%	215	0	309
CLINTON COUNTY TOTALS	5310	2626	49.45%	1026	0	1517

**CANVASS OF VOTES**  
**in Clinton County, Illinois at the General Election on Tuesday, November 2, 2010**

---

STATE OF ILLINOIS  
COUNTY OF CLINTON

**COUNTY BOARD 2**

I, Thomas LaCaze, Clinton County Clerk, do hereby certify that the above is a correct copy of the Canvass of votes cast at the General Election held in Clinton County on Tuesday, November 2, 2010. This canvass was made by the County Canvassing Board of Clinton County and is now on file in my office.



Dated: Friday, November 19, 2010

---

Thomas LaCaze, Clinton County Clerk

**General Election**  
**Tuesday, November 02, 2010**  
 Thomas LaCaze  
 Clinton County Clerk

**COUNTY BOARD 3**  
 FOR MEMBER OF THE COUNTY BOARD  
 DISTRICT 3  
 (Vote for ONE)

	<b>Registered Voters</b>	<b>Ballots Cast</b>	<b>Turnout</b>	<b>LAVERN HOLTGRAVE (REP)</b>	<b>NO CANDIDATE (GRN)</b>	<b>NO CANDIDATE (DEM)</b>
<b>BREESE 1</b>	928	383	41.27%	337	0	0
<b>BREESE 2</b>	938	450	47.97%	393	0	0
<b>BREESE 3</b>	1085	609	8.60%	518	0	0
<b>BREESE 4</b>	1098	580	52.82%	503	0	0
<b>BREESE TOWNSHIP</b>						
<b>TOTALS</b>	<b>4049</b>	<b>2022</b>	<b>49.94%</b>	<b>1751</b>	<b>0</b>	<b>0</b>
<b>WADE 1</b>	514	244	47.47%	209	0	0
<b>WADE 2</b>	773	335	43.34%	276	0	0
<b>WADE TOWNSHIP</b>						
<b>TOTALS</b>	<b>1287</b>	<b>579</b>	<b>44.99%</b>	<b>485</b>	<b>0</b>	<b>0</b>
<b>CLINTON COUNTY</b>						
<b>TOTALS</b>	<b>5336</b>	<b>2601</b>	<b>48.74%</b>	<b>2236</b>	<b>0</b>	<b>0</b>

**CANVASS OF VOTES**  
**in Clinton County, Illinois at the General Election on Tuesday, November 2, 2010**

---

STATE OF ILLINOIS  
COUNTY OF CLINTON

**COUNTY BOARD 3**

I, Thomas LaCaze, Clinton County Clerk, do hereby certify that the above is a correct copy of the Canvass of votes cast at the General Election held in Clinton County on Tuesday, November 2, 2010. This canvass was made by the County Canvassing Board of Clinton County and is now on file in my office.



Dated: Friday, November 19, 2010

---

Thomas LaCaze, Clinton County Clerk

**General Election**  
**Tuesday, November 02, 2010**  
 Thomas LaCaze  
 Clinton County Clerk

**COUNTY BOARD 4**  
 FOR MEMBER OF THE COUNTY BOARD  
 DISTRICT 4  
 (Vote for TWO)

	<b>Registered Voters</b>	<b>Ballots Cast</b>	<b>Turnout</b>	<b>CHARLES RAKERS (REP)</b>	<b>JAMES SULLIVAN (REP)</b>	<b>NO CANDIDATE (GRN)</b>	<b>NO CANDIDATE (DEM)</b>
<b>ST ROSE 1</b>	764	381	49.87%	284	247	0	0
<b>ST ROSE 2</b>	300	133	44.33%	100	81	0	0
<b>ST ROSE TOWNSHIP</b>							
<b>TOTALS</b>	<b>1064</b>	<b>514</b>	<b>48.31%</b>	<b>384</b>	<b>328</b>	<b>0</b>	<b>0</b>
<b>WHEATFIELD</b>	396	198	50.00%	167	129	0	0
<b>WHEATFIELD TOWNSHIP TOTALS</b>							
<b>TOTALS</b>	<b>396</b>	<b>198</b>	<b>50.00%</b>	<b>167</b>	<b>129</b>	<b>0</b>	<b>0</b>
<b>SUGAR CREEK 1</b>	841	448	53.27%	351	254	0	0
<b>SUGAR CREEK 2</b>	1080	676	62.59%	488	437	0	0
<b>SUGAR CREEK 3</b>	781	453	58.00%	360	285	0	0
<b>SUGAR CREEK 4</b>	844	540	63.98%	377	362	0	0
<b>SUGAR CREEK 5</b>	801	412	51.44%	323	224	0	0
<b>SUGAR CREEK TOWNSHIP TOTALS</b>							
<b>TOTALS</b>	<b>4347</b>	<b>2529</b>	<b>58.18%</b>	<b>1899</b>	<b>1562</b>	<b>0</b>	<b>0</b>
<b>CLINTON COUNTY TOTALS</b>							
<b>TOTALS</b>	<b>5807</b>	<b>3241</b>	<b>55.81%</b>	<b>2450</b>	<b>2019</b>	<b>0</b>	<b>0</b>




**CANVASS OF VOTES**  
**in Clinton County, Illinois at the General Election on Tuesday, November 2, 2010**

---

STATE OF ILLINOIS  
COUNTY OF CLINTON

**COUNTY BOARD 4**

I, Thomas LaCaze, Clinton County Clerk, do hereby certify that the above is a correct copy of the Canvass of votes cast at the General Election held in Clinton County on Tuesday, November 2, 2010. This canvass was made by the County Canvassing Board of Clinton County and is now on file in my office.



Dated: Friday, November 19, 2010

---

Thomas LaCaze, Clinton County Clerk

General Election  
 Tuesday, November 02, 2010  
 Thomas LaCaze  
 Clinton County Clerk

COUNTY BOARD 5  
 FOR MEMBER OF THE COUNTY BOARD  
 DISTRICT 5  
 (Vote for TWO)

	Registered Voters	Ballots Cast	Turnout	KEITH RICHTER (REP)	DEAN ALBERS (REP)	NO CANDIDATE (GRN)	JERRY ALBERS (DEM)
LOOKINGGLASS 1	1102	573	52.00%	328	309	0	177
LOOKINGGLASS 2	551	211	38.29%	102	101	0	90
LOOKINGGLASS 3	270	141	52.22%	73	57	0	64
LOOKINGGLASS 4	956	510	53.35%	300	282	0	193
LOOKINGGLASS 5	545	341	62.57%	162	234	0	132
LOOKINGGLASS 6	1027	579	56.38%	328	297	0	189
<b>LOOKINGGLASS TOWNSHIP TOTALS</b>	<b>4451</b>	<b>2355</b>	<b>52.91%</b>	<b>1293</b>	<b>1280</b>	<b>0</b>	<b>845</b>
GERMANTOWN 1	922	580	62.91%	224	454	0	241
GERMANTOWN 2	598	313	52.34%	114	237	0	125
<b>GERMANTOWN TOWNSHIP TOTALS</b>	<b>1520</b>	<b>893</b>	<b>58.75%</b>	<b>338</b>	<b>691</b>	<b>0</b>	<b>366</b>
<b>CLINTON COUNTY TOTALS</b>	<b>5971</b>	<b>3248</b>	<b>54.40%</b>	<b>1631</b>	<b>1971</b>	<b>0</b>	<b>1211</b>

**CANVASS OF VOTES**  
**in Clinton County, Illinois at the General Election on Tuesday, November 2, 2010**

---

STATE OF ILLINOIS  
COUNTY OF CLINTON

**COUNTY BOARD 5**

I, Thomas LaCaze, Clinton County Clerk, do hereby certify that the above is a correct copy of the Canvass of votes cast at the General Election held in Clinton County on Tuesday, November 2, 2010. This canvass was made by the County Canvassing Board of Clinton County and is now on file in my office.



Dated: Friday, November 19, 2010

---

Thomas LaCaze, Clinton County Clerk

General Election  
 Tuesday, November 02, 2010  
 Thomas LaCaze  
 Clinton County Clerk

5 JUDICIAL DISTRICT  
 SHALL EACH OF THE PERSONS LISTED BE RETAINED IN OFFICE AS  
 JUDGE OF THE APPELLATE COURT, FIFTH JUDICIAL DISTRICT?  
 THOMAS M. WELCH

	Registered Voters	Ballots Cast	Turnout	YES	NO
ST ROSE 1	764	381	49.87%	217	93
ST ROSE 2	300	133	44.33%	71	46
<b>ST ROSE TOWNSHIP</b>					
<b>TOTALS</b>	<b>1064</b>	<b>514</b>	<b>48.31%</b>	<b>288</b>	<b>139</b>
WHEATFIELD	396	198	50.00%	137	30
<b>WHEATFIELD TOWNSHIP TOTALS</b>					
<b>TOTALS</b>	<b>396</b>	<b>198</b>	<b>50.00%</b>	<b>137</b>	<b>30</b>
IRISHTOWN 1	553	217	39.24%	128	57
IRISHTOWN 2	278	131	47.12%	78	34
<b>IRISHTOWN TOWNSHIP TOTALS</b>					
<b>TOTALS</b>	<b>831</b>	<b>348</b>	<b>41.88%</b>	<b>206</b>	<b>91</b>
EAST FORK	307	161	52.44%	90	49
<b>EAST FORK TOWNSHIP TOTALS</b>					
<b>TOTALS</b>	<b>307</b>	<b>161</b>	<b>52.44%</b>	<b>90</b>	<b>49</b>
SUGAR CREEK 1	841	448	53.27%	286	97
SUGAR CREEK 2	1080	676	62.59%	425	145
SUGAR CREEK 3	781	453	58.00%	281	101
SUGAR CREEK 4	844	540	63.98%	343	118
SUGAR CREEK 5	801	412	51.44%	228	112
<b>SUGAR CREEK TOWNSHIP TOTALS</b>					
<b>TOTALS</b>	<b>4347</b>	<b>2529</b>	<b>58.18%</b>	<b>1563</b>	<b>573</b>
BREESE 1	928	383	41.27%	247	83
BREESE 2	938	450	47.97%	258	104
BREESE 3	1085	609	8.60%	368	130
BREESE 4	1098	580	52.82%	339	134
<b>BREESE TOWNSHIP TOTALS</b>					
<b>TOTALS</b>	<b>4049</b>	<b>2022</b>	<b>49.94%</b>	<b>1212</b>	<b>451</b>
WADE 1	514	244	47.47%	127	72
WADE 2	773	335	43.34%	204	69
<b>WADE TOWNSHIP TOTALS</b>					
<b>TOTALS</b>	<b>1287</b>	<b>579</b>	<b>44.99%</b>	<b>331</b>	<b>141</b>
CARLYLE 1	818	389	47.56%	218	99

General Election  
 Tuesday, November 02, 2010  
 Thomas LaCaze  
 Clinton County Clerk

5 JUDICIAL DISTRICT  
 SHALL EACH OF THE PERSONS LISTED BE RETAINED IN OFFICE AS  
 JUDGE OF THE APPELLATE COURT, FIFTH JUDICIAL DISTRICT?  
 THOMAS M. WELCH

	Registered Voters	Ballots Cast	Turnout	YES	NO
CARLYLE 2	874	419	47.94%	241	102
CARLYLE 3	610	289	47.38%	160	71
CARLYLE 4	586	260	44.37%	154	51
<b>CARLYLE TOWNSHIP TOTALS</b>	<b>2888</b>	<b>1357</b>	<b>46.99%</b>	<b>773</b>	<b>323</b>
CLEMENT	388	207	53.35%	133	49
<b>CLEMENT TOWNSHIP TOTALS</b>	<b>388</b>	<b>207</b>	<b>53.35%</b>	<b>133</b>	<b>49</b>
MERIDIAN	417	210	50.36%	124	52
<b>MERIDIAN TOWNSHIP TOTALS</b>	<b>417</b>	<b>210</b>	<b>50.36%</b>	<b>124</b>	<b>52</b>
LOOKINGGLASS 1	1102	573	52.00%	368	133
LOOKINGGLASS 2	551	211	38.29%	131	55
LOOKINGGLASS 3	270	141	52.22%	89	37
LOOKINGGLASS 4	956	510	53.35%	295	129
LOOKINGGLASS 5	545	341	62.57%	189	104
LOOKINGGLASS 6	1027	579	56.38%	350	140
<b>LOOKINGGLASS TOWNSHIP TOTALS</b>	<b>4451</b>	<b>2355</b>	<b>52.91%</b>	<b>1422</b>	<b>598</b>
GERMANTOWN 1	922	580	62.91%	326	140
GERMANTOWN 2	598	313	52.34%	168	69
<b>GERMANTOWN TOWNSHIP TOTALS</b>	<b>1520</b>	<b>893</b>	<b>58.75%</b>	<b>494</b>	<b>209</b>
SANTA FE	896	553	61.72%	314	111
<b>SANTA FE TOWNSHIP TOTALS</b>	<b>896</b>	<b>553</b>	<b>61.72%</b>	<b>314</b>	<b>111</b>
LAKE 1	565	273	48.32%	162	75
LAKE 2	149	74	49.66%	38	17
<b>LAKE TOWNSHIP TOTALS</b>	<b>714</b>	<b>347</b>	<b>48.60%</b>	<b>200</b>	<b>92</b>
BROOKSIDE 1	473	203	42.92%	137	35
BROOKSIDE 2	406	100	24.63%	62	22

**General Election**  
**Tuesday, November 02, 2010**  
Thomas LaCaze  
Clinton County Clerk

**5 JUDICIAL DISTRICT**  
SHALL EACH OF THE PERSONS LISTED BE RETAINED IN OFFICE AS  
JUDGE OF THE APPELLATE COURT, FIFTH JUDICIAL DISTRICT?  
THOMAS M. WELCH

	<b>Registered Voters</b>	<b>Ballots Cast</b>	<b>Turnout</b>	<b>YES</b>	<b>NO</b>
<b>BROOKSIDE 3</b>	595	145	24.37%	90	36
<b>BROOKSIDE 4</b>	462	223	48.27%	132	52
<b>BROOKSIDE 5</b>	670	234	34.93%	150	43
<b>BROOKSIDE TOWNSHIP TOTALS</b>	<b>2606</b>	<b>905</b>	<b>34.73%</b>	<b>571</b>	<b>188</b>
<b>CLINTON COUNTY TOTALS</b>	<b>26161</b>	<b>13178</b>	<b>50.37%</b>	<b>7858</b>	<b>3096</b>

**CANVASS OF VOTES**  
**in Clinton County, Illinois at the General Election on Tuesday, November 2, 2010**

---

STATE OF ILLINOIS  
COUNTY OF CLINTON

**5 JUDICIAL DISTRICT**

I, Thomas LaCaze, Clinton County Clerk, do hereby certify that the above is a correct copy of the Canvass of votes cast at the General Election held in Clinton County on Tuesday, November 2, 2010. This canvass was made by the County Canvassing Board of Clinton County and is now on file in my office.



Dated: Friday, November 19, 2010

---

Thomas LaCaze, Clinton County Clerk

General Election  
 Tuesday, November 02, 2010  
 Thomas LaCaze  
 Clinton County Clerk

4 JUDICIAL CIRCUIT  
 FOR JUDGE OF THE CIRCUIT COURT  
 FOURTH JUDICIAL CIRCUIT  
 (To fill the vacancy of the Hon. John P. Coady)  
 (Vote for ONE)

	Registered Voters	Ballots Cast	Turnout	DOUGLAS L. JARMAN (REP)	NO CANDIDATE (GRN)	MICHELLE COADY (DEM)
ST ROSE 1	764	381	49.87%	235	0	86
ST ROSE 2	300	133	44.33%	88	0	34
<b>ST ROSE TOWNSHIP</b>						
TOTALS	1064	514	48.31%	323	0	120
WHEATFIELD	396	198	50.00%	124	0	60
<b>WHEATFIELD TOWNSHIP TOTALS</b>						
TOTALS	396	198	50.00%	124	0	60
IRISHTOWN 1	553	217	39.24%	121	0	87
IRISHTOWN 2	278	131	47.12%	79	0	41
<b>IRISHTOWN TOWNSHIP TOTALS</b>						
TOTALS	831	348	41.88%	200	0	128
EAST FORK	307	161	52.44%	86	0	60
<b>EAST FORK TOWNSHIP TOTALS</b>						
TOTALS	307	161	52.44%	86	0	60
SUGAR CREEK 1	841	448	53.27%	298	0	102
SUGAR CREEK 2	1080	676	62.59%	407	0	192
SUGAR CREEK 3	781	453	58.00%	269	0	142
SUGAR CREEK 4	844	540	63.98%	345	0	153
SUGAR CREEK 5	801	412	51.44%	259	0	111
<b>SUGAR CREEK TOWNSHIP TOTALS</b>						
TOTALS	4347	2529	58.18%	1578	0	700
BREESE 1	928	383	41.27%	189	0	162
BREESE 2	938	450	47.97%	233	0	167
BREESE 3	1085	609	8.60%	362	0	175
BREESE 4	1098	580	52.82%	320	0	175
<b>BREESE TOWNSHIP TOTALS</b>						
TOTALS	4049	2022	49.94%	1104	0	679
WADE 1	514	244	47.47%	134	0	88
WADE 2	773	335	43.34%	165	0	140
<b>WADE TOWNSHIP TOTALS</b>						
TOTALS	1287	579	44.99%	299	0	228
CARLYLE 1	818	389	47.56%	211	0	140



General Election  
 Tuesday, November 02, 2010  
 Thomas LaCaze  
 Clinton County Clerk

4 JUDICIAL CIRCUIT  
 FOR JUDGE OF THE CIRCUIT COURT  
 FOURTH JUDICIAL CIRCUIT  
 (To fill the vacancy of the Hon. John P. Coady)  
 (Vote for ONE)

	Registered Voters	Ballots Cast	Turnout	DOUGLAS L. JARMAN (REP)	NO CANDIDATE (GRN)	MICHELLE COADY (DEM)
CARLYLE 2	874	419	47.94%	227	0	156
CARLYLE 3	610	289	47.38%	155	0	94
CARLYLE 4	586	260	44.37%	124	0	103
<b>CARLYLE TOWNSHIP TOTALS</b>	<b>2888</b>	<b>1357</b>	<b>46.99%</b>	<b>717</b>	<b>0</b>	<b>493</b>
CLEMENT	388	207	53.35%	121	0	70
<b>CLEMENT TOWNSHIP TOTALS</b>	<b>388</b>	<b>207</b>	<b>53.35%</b>	<b>121</b>	<b>0</b>	<b>70</b>
MERIDIAN	417	210	50.36%	150	0	42
<b>MERIDIAN TOWNSHIP TOTALS</b>	<b>417</b>	<b>210</b>	<b>50.36%</b>	<b>150</b>	<b>0</b>	<b>42</b>
LOOKINGGLASS 1	1102	573	52.00%	380	0	159
LOOKINGGLASS 2	551	211	38.29%	123	0	78
LOOKINGGLASS 3	270	141	52.22%	74	0	56
LOOKINGGLASS 4	956	510	53.35%	334	0	125
LOOKINGGLASS 5	545	341	62.57%	214	0	95
LOOKINGGLASS 6	1027	579	56.38%	387	0	144
<b>LOOKINGGLASS TOWNSHIP TOTALS</b>	<b>4451</b>	<b>2355</b>	<b>52.91%</b>	<b>1512</b>	<b>0</b>	<b>657</b>
GERMANTOWN 1	922	580	62.91%	335	0	177
GERMANTOWN 2	598	313	52.34%	164	0	103
<b>GERMANTOWN TOWNSHIP TOTALS</b>	<b>1520</b>	<b>893</b>	<b>58.75%</b>	<b>499</b>	<b>0</b>	<b>280</b>
SANTA FE	896	553	61.72%	313	0	150
<b>SANTA FE TOWNSHIP TOTALS</b>	<b>896</b>	<b>553</b>	<b>61.72%</b>	<b>313</b>	<b>0</b>	<b>150</b>
LAKE 1	565	273	48.32%	173	0	76
LAKE 2	149	74	49.66%	42	0	22
<b>LAKE TOWNSHIP TOTALS</b>	<b>714</b>	<b>347</b>	<b>48.60%</b>	<b>215</b>	<b>0</b>	<b>98</b>
BROOKSIDE 1	473	203	42.92%	105	0	85
BROOKSIDE 2	406	100	24.63%	55	0	41

**General Election**  
**Tuesday, November 02, 2010**  
 Thomas LaCaze  
 Clinton County Clerk

**4 JUDICIAL CIRCUIT**  
 FOR JUDGE OF THE CIRCUIT COURT  
 FOURTH JUDICIAL CIRCUIT  
 (To fill the vacancy of the Hon. John P. Coady)  
 (Vote for ONE)

	<b>Registered Voters</b>	<b>Ballots Cast</b>	<b>Turnout</b>	<b>DOUGLAS L. JARMAN (REP)</b>	<b>NO CANDIDATE (GRN)</b>	<b>MICHELLE COADY (DEM)</b>
<b>BROOKSIDE 3</b>	595	145	24.37%	57	0	78
<b>BROOKSIDE 4</b>	462	223	48.27%	121	0	86
<b>BROOKSIDE 5</b>	670	234	34.93%	127	0	86
<b>BROOKSIDE TOWNSHIP TOTALS</b>	<b>2606</b>	<b>905</b>	<b>34.73%</b>	<b>465</b>	<b>0</b>	<b>376</b>
<b>CLINTON COUNTY TOTALS</b>	<b>26161</b>	<b>13178</b>	<b>50.37%</b>	<b>7706</b>	<b>0</b>	<b>4141</b>

**General Election**  
**Tuesday, November 02, 2010**  
 Thomas LaCaze  
 Clinton County Clerk

**4 JUDICIAL CIRCUIT**  
 FOR JUDGE OF THE CIRCUIT COURT  
 FOURTH JUDICIAL CIRCUIT  
 (To fill the vacancy of the Hon. Kathleen P. Moran)  
 (Vote for ONE)

	<b>Registered Voters</b>	<b>Ballots Cast</b>	<b>Turnout</b>	<b>NO CANDIDATE (REP)</b>	<b>NO CANDIDATE (GRN)</b>	<b>MIKE McHANEY (DEM)</b>
ST ROSE 1	764	381	49.87%	0	0	264
ST ROSE 2	300	133	44.33%	0	0	100
<b>ST ROSE TOWNSHIP</b>						
<b>TOTALS</b>	<b>1064</b>	<b>514</b>	<b>48.31%</b>	<b>0</b>	<b>0</b>	<b>364</b>
WHEATFIELD	396	198	50.00%	0	0	157
<b>WHEATFIELD TOWNSHIP TOTALS</b>						
<b>TOTALS</b>	<b>396</b>	<b>198</b>	<b>50.00%</b>	<b>0</b>	<b>0</b>	<b>157</b>
IRISHTOWN 1	553	217	39.24%	0	0	145
IRISHTOWN 2	278	131	47.12%	0	0	88
<b>IRISHTOWN TOWNSHIP TOTALS</b>						
<b>TOTALS</b>	<b>831</b>	<b>348</b>	<b>41.88%</b>	<b>0</b>	<b>0</b>	<b>233</b>
EAST FORK	307	161	52.44%	0	0	117
<b>EAST FORK TOWNSHIP TOTALS</b>						
<b>TOTALS</b>	<b>307</b>	<b>161</b>	<b>52.44%</b>	<b>0</b>	<b>0</b>	<b>117</b>
SUGAR CREEK 1	841	448	53.27%	0	0	316
SUGAR CREEK 2	1080	676	62.59%	0	0	465
SUGAR CREEK 3	781	453	58.00%	0	0	333
SUGAR CREEK 4	844	540	63.98%	0	0	386
SUGAR CREEK 5	801	412	51.44%	0	0	299
<b>SUGAR CREEK TOWNSHIP TOTALS</b>						
<b>TOTALS</b>	<b>4347</b>	<b>2529</b>	<b>58.18%</b>	<b>0</b>	<b>0</b>	<b>1799</b>
BREESE 1	928	383	41.27%	0	0	313
BREESE 2	938	450	47.97%	0	0	334
BREESE 3	1085	609	8.60%	0	0	442
BREESE 4	1098	580	52.82%	0	0	411
<b>BREESE TOWNSHIP TOTALS</b>						
<b>TOTALS</b>	<b>4049</b>	<b>2022</b>	<b>49.94%</b>	<b>0</b>	<b>0</b>	<b>1500</b>
WADE 1	514	244	47.47%	0	0	166
WADE 2	773	335	43.34%	0	0	252
<b>WADE TOWNSHIP TOTALS</b>						
<b>TOTALS</b>	<b>1287</b>	<b>579</b>	<b>44.99%</b>	<b>0</b>	<b>0</b>	<b>418</b>
CARLYLE 1	818	389	47.56%	0	0	278

General Election  
 Tuesday, November 02, 2010  
 Thomas LaCaze  
 Clinton County Clerk

4 JUDICIAL CIRCUIT  
 FOR JUDGE OF THE CIRCUIT COURT  
 FOURTH JUDICIAL CIRCUIT  
 (To fill the vacancy of the Hon. Kathleen P. Moran)  
 (Vote for ONE)

	Registered Voters	Ballots Cast	Turnout	NO CANDIDATE (REP)	NO CANDIDATE (GRN)	MIKE McHANEY (DEM)
CARLYLE 2	874	419	47.94%	0	0	292
CARLYLE 3	610	289	47.38%	0	0	202
CARLYLE 4	586	260	44.37%	0	0	172
<b>CARLYLE TOWNSHIP TOTALS</b>	<b>2888</b>	<b>1357</b>	<b>46.99%</b>	<b>0</b>	<b>0</b>	<b>944</b>
CLEMENT	388	207	53.35%	0	0	153
<b>CLEMENT TOWNSHIP TOTALS</b>	<b>388</b>	<b>207</b>	<b>53.35%</b>	<b>0</b>	<b>0</b>	<b>153</b>
MERIDIAN	417	210	50.36%	0	0	156
<b>MERIDIAN TOWNSHIP TOTALS</b>	<b>417</b>	<b>210</b>	<b>50.36%</b>	<b>0</b>	<b>0</b>	<b>156</b>
LOOKINGGLASS 1	1102	573	52.00%	0	0	404
LOOKINGGLASS 2	551	211	38.29%	0	0	162
LOOKINGGLASS 3	270	141	52.22%	0	0	105
LOOKINGGLASS 4	956	510	53.35%	0	0	334
LOOKINGGLASS 5	545	341	62.57%	0	0	255
LOOKINGGLASS 6	1027	579	56.38%	0	0	389
<b>LOOKINGGLASS TOWNSHIP TOTALS</b>	<b>4451</b>	<b>2355</b>	<b>52.91%</b>	<b>0</b>	<b>0</b>	<b>1649</b>
GERMANTOWN 1	922	580	62.91%	0	0	425
GERMANTOWN 2	598	313	52.34%	0	0	217
<b>GERMANTOWN TOWNSHIP TOTALS</b>	<b>1520</b>	<b>893</b>	<b>58.75%</b>	<b>0</b>	<b>0</b>	<b>642</b>
SANTA FE	896	553	61.72%	0	0	391
<b>SANTA FE TOWNSHIP TOTALS</b>	<b>896</b>	<b>553</b>	<b>61.72%</b>	<b>0</b>	<b>0</b>	<b>391</b>
LAKE 1	565	273	48.32%	0	0	201
LAKE 2	149	74	49.66%	0	0	49
<b>LAKE TOWNSHIP TOTALS</b>	<b>714</b>	<b>347</b>	<b>48.60%</b>	<b>0</b>	<b>0</b>	<b>250</b>
BROOKSIDE 1	473	203	42.92%	0	0	161
BROOKSIDE 2	406	100	24.63%	0	0	82

**General Election**  
**Tuesday, November 02, 2010**  
 Thomas LaCaze  
 Clinton County Clerk

**4 JUDICIAL CIRCUIT**  
 FOR JUDGE OF THE CIRCUIT COURT  
 FOURTH JUDICIAL CIRCUIT  
 (To fill the vacancy of the Hon. Kathleen P. Moran)  
 (Vote for ONE)

	<b>Registered Voters</b>	<b>Ballots Cast</b>	<b>Turnout</b>	<b>NO CANDIDATE (REP)</b>	<b>NO CANDIDATE (GRN)</b>	<b>MIKE McHANEY (DEM)</b>
<b>BROOKSIDE 3</b>	595	145	24.37%	0	0	119
<b>BROOKSIDE 4</b>	462	223	48.27%	0	0	162
<b>BROOKSIDE 5</b>	670	234	34.93%	0	0	167
<b>BROOKSIDE TOWNSHIP TOTALS</b>	<b>2606</b>	<b>905</b>	<b>34.73%</b>	<b>0</b>	<b>0</b>	<b>691</b>
<b>CLINTON COUNTY TOTALS</b>	<b>26161</b>	<b>13178</b>	<b>50.37%</b>	<b>0</b>	<b>0</b>	<b>9464</b>

General Election  
 Tuesday, November 02, 2010  
 Thomas LaCaze  
 Clinton County Clerk

4 JUDICIAL CIRCUIT  
 FOR JUDGE OF THE CIRCUIT COURT  
 FOURTH JUDICIAL CIRCUIT  
 CLINTON COUNTY  
 (Vote for ONE)

	Registered Voters	Ballots Cast	Turnout	NO CANDIDATE (GRN)	DOUG GRUENKE (REP)	DENNIS MIDDENDORFF (DEM) (W-I)
ST ROSE 1	764	381	49.87%	0	112	259
ST ROSE 2	300	133	44.33%	0	54	77
<b>ST ROSE TOWNSHIP</b>						
TOTALS	1064	514	48.31%	0	166	336
WHEATFIELD	396	198	50.00%	0	59	137
<b>WHEATFIELD TOWNSHIP TOTALS</b>						
TOTALS	396	198	50.00%	0	59	137
IRISHTOWN 1	553	217	39.24%	0	98	116
IRISHTOWN 2	278	131	47.12%	0	42	84
<b>IRISHTOWN TOWNSHIP TOTALS</b>						
TOTALS	831	348	41.88%	0	140	200
EAST FORK	307	161	52.44%	0	68	86
<b>EAST FORK TOWNSHIP TOTALS</b>						
TOTALS	307	161	52.44%	0	68	86
SUGAR CREEK 1	841	448	53.27%	0	129	310
SUGAR CREEK 2	1080	676	62.59%	0	338	306
SUGAR CREEK 3	781	453	58.00%	0	219	222
SUGAR CREEK 4	844	540	63.98%	0	276	242
SUGAR CREEK 5	801	412	51.44%	0	141	261
<b>SUGAR CREEK TOWNSHIP TOTALS</b>						
TOTALS	4347	2529	58.18%	0	1103	1341
BREESE 1	928	383	41.27%	0	106	269
BREESE 2	938	450	47.97%	0	114	329
BREESE 3	1085	609	8.60%	0	132	462
BREESE 4	1098	580	52.82%	0	140	423
<b>BREESE TOWNSHIP TOTALS</b>						
TOTALS	4049	2022	49.94%	0	492	1483
WADE 1	514	244	47.47%	0	72	166
WADE 2	773	335	43.34%	0	98	228
<b>WADE TOWNSHIP TOTALS</b>						
TOTALS	1287	579	44.99%	0	170	394
CARLYLE 1	818	389	47.56%	0	111	265

General Election  
 Tuesday, November 02, 2010  
 Thomas LaCaze  
 Clinton County Clerk

4 JUDICIAL CIRCUIT  
 FOR JUDGE OF THE CIRCUIT COURT  
 FOURTH JUDICIAL CIRCUIT  
 CLINTON COUNTY  
 (Vote for ONE)

	Registered Voters	Ballots Cast	Turnout	NO CANDIDATE (GRN)	DOUG GRUENKE (REP)	DENNIS MIDDENDORFF (DEM) (W-I)
CARLYLE 2	874	419	47.94%	0	105	305
CARLYLE 3	610	289	47.38%	0	74	212
CARLYLE 4	586	260	44.37%	0	58	193
<b>CARLYLE TOWNSHIP TOTALS</b>	<b>2888</b>	<b>1357</b>	<b>46.99%</b>	<b>0</b>	<b>348</b>	<b>975</b>
CLEMENT	388	207	53.35%	0	75	129
<b>CLEMENT TOWNSHIP TOTALS</b>	<b>388</b>	<b>207</b>	<b>53.35%</b>	<b>0</b>	<b>75</b>	<b>129</b>
MERIDIAN	417	210	50.36%	0	91	117
<b>MERIDIAN TOWNSHIP TOTALS</b>	<b>417</b>	<b>210</b>	<b>50.36%</b>	<b>0</b>	<b>91</b>	<b>117</b>
LOOKINGGLASS 1	1102	573	52.00%	0	318	240
LOOKINGGLASS 2	551	211	38.29%	0	92	115
LOOKINGGLASS 3	270	141	52.22%	0	68	70
LOOKINGGLASS 4	956	510	53.35%	0	201	297
LOOKINGGLASS 5	545	341	62.57%	0	89	246
LOOKINGGLASS 6	1027	579	56.38%	0	312	247
<b>LOOKINGGLASS TOWNSHIP TOTALS</b>	<b>4451</b>	<b>2355</b>	<b>52.91%</b>	<b>0</b>	<b>1080</b>	<b>1215</b>
GERMANTOWN 1	922	580	62.91%	0	148	422
GERMANTOWN 2	598	313	52.34%	0	86	214
<b>GERMANTOWN TOWNSHIP TOTALS</b>	<b>1520</b>	<b>893</b>	<b>58.75%</b>	<b>0</b>	<b>234</b>	<b>636</b>
SANTA FE	896	553	61.72%	0	147	392
<b>SANTA FE TOWNSHIP TOTALS</b>	<b>896</b>	<b>553</b>	<b>61.72%</b>	<b>0</b>	<b>147</b>	<b>392</b>
LAKE 1	565	273	48.32%	0	88	178
LAKE 2	149	74	49.66%	0	26	46
<b>LAKE TOWNSHIP TOTALS</b>	<b>714</b>	<b>347</b>	<b>48.60%</b>	<b>0</b>	<b>114</b>	<b>224</b>
BROOKSIDE 1	473	203	42.92%	0	79	115
BROOKSIDE 2	406	100	24.63%	0	41	56

**General Election**  
**Tuesday, November 02, 2010**  
 Thomas LaCaze  
 Clinton County Clerk

**4 JUDICIAL CIRCUIT**  
 FOR JUDGE OF THE CIRCUIT COURT  
 FOURTH JUDICIAL CIRCUIT  
 CLINTON COUNTY  
 (Vote for ONE)

	<b>Registered Voters</b>	<b>Ballots Cast</b>	<b>Turnout</b>	<b>NO CANDIDATE (GRN)</b>	<b>DOUG GRUENKE (REP)</b>	<b>DENNIS MIDDENDORFF (DEM) (W-I)</b>
<b>BROOKSIDE 3</b>	595	145	24.37%	0	42	98
<b>BROOKSIDE 4</b>	462	223	48.27%	0	94	124
<b>BROOKSIDE 5</b>	670	234	34.93%	0	93	125
<b>BROOKSIDE TOWNSHIP TOTALS</b>	<b>2606</b>	<b>905</b>	<b>34.73%</b>	<b>0</b>	<b>349</b>	<b>518</b>
<b>CLINTON COUNTY TOTALS</b>	<b>26161</b>	<b>13178</b>	<b>50.37%</b>	<b>0</b>	<b>4636</b>	<b>8183</b>



General Election  
 Tuesday, November 02, 2010  
 Thomas LaCaze  
 Clinton County Clerk

4 JUDICIAL CIRCUIT  
 SHALL EACH OF THE PERSONS LISTED BE RETAINED IN OFFICE AS  
 JUDGE OF THE CIRCUIT COURT, FOURTH JUDICIAL CIRCUIT?  
 MICHAEL P. KILEY

	Registered Voters	Ballots Cast	Turnout	YES	NO
ST ROSE 1	764	381	49.87%	218	93
ST ROSE 2	300	133	44.33%	74	41
<b>ST ROSE TOWNSHIP</b>					
<b>TOTALS</b>	<b>1064</b>	<b>514</b>	<b>48.31%</b>	<b>292</b>	<b>134</b>
WHEATFIELD	396	198	50.00%	138	34
<b>WHEATFIELD TOWNSHIP TOTALS</b>					
<b>TOTALS</b>	<b>396</b>	<b>198</b>	<b>50.00%</b>	<b>138</b>	<b>34</b>
IRISHTOWN 1	553	217	39.24%	124	61
IRISHTOWN 2	278	131	47.12%	81	31
<b>IRISHTOWN TOWNSHIP TOTALS</b>					
<b>TOTALS</b>	<b>831</b>	<b>348</b>	<b>41.88%</b>	<b>205</b>	<b>92</b>
EAST FORK	307	161	52.44%	90	47
<b>EAST FORK TOWNSHIP TOTALS</b>					
<b>TOTALS</b>	<b>307</b>	<b>161</b>	<b>52.44%</b>	<b>90</b>	<b>47</b>
SUGAR CREEK 1	841	448	53.27%	282	99
SUGAR CREEK 2	1080	676	62.59%	420	144
SUGAR CREEK 3	781	453	58.00%	281	101
SUGAR CREEK 4	844	540	63.98%	338	118
SUGAR CREEK 5	801	412	51.44%	229	111
<b>SUGAR CREEK TOWNSHIP TOTALS</b>					
<b>TOTALS</b>	<b>4347</b>	<b>2529</b>	<b>58.18%</b>	<b>1550</b>	<b>573</b>
BREESE 1	928	383	41.27%	255	77
BREESE 2	938	450	47.97%	259	104
BREESE 3	1085	609	8.60%	369	126
BREESE 4	1098	580	52.82%	341	131
<b>BREESE TOWNSHIP TOTALS</b>					
<b>TOTALS</b>	<b>4049</b>	<b>2022</b>	<b>49.94%</b>	<b>1224</b>	<b>438</b>
WADE 1	514	244	47.47%	121	78
WADE 2	773	335	43.34%	212	62
<b>WADE TOWNSHIP TOTALS</b>					
<b>TOTALS</b>	<b>1287</b>	<b>579</b>	<b>44.99%</b>	<b>333</b>	<b>140</b>
CARLYLE 1	818	389	47.56%	210	109

General Election  
 Tuesday, November 02, 2010  
 Thomas LaCaze  
 Clinton County Clerk

4 JUDICIAL CIRCUIT  
 SHALL EACH OF THE PERSONS LISTED BE RETAINED IN OFFICE AS  
 JUDGE OF THE CIRCUIT COURT, FOURTH JUDICIAL CIRCUIT?  
 MICHAEL P. KILEY

	Registered Voters	Ballots Cast	Turnout	YES	NO
CARLYLE 2	874	419	47.94%	239	105
CARLYLE 3	610	289	47.38%	165	62
CARLYLE 4	586	260	44.37%	149	56
<b>CARLYLE TOWNSHIP TOTALS</b>	<b>2888</b>	<b>1357</b>	<b>46.99%</b>	<b>763</b>	<b>332</b>
CLEMENT	388	207	53.35%	138	44
<b>CLEMENT TOWNSHIP TOTALS</b>	<b>388</b>	<b>207</b>	<b>53.35%</b>	<b>138</b>	<b>44</b>
MERIDIAN	417	210	50.36%	129	48
<b>MERIDIAN TOWNSHIP TOTALS</b>	<b>417</b>	<b>210</b>	<b>50.36%</b>	<b>129</b>	<b>48</b>
LOOKINGGLASS 1	1102	573	52.00%	373	123
LOOKINGGLASS 2	551	211	38.29%	126	59
LOOKINGGLASS 3	270	141	52.22%	89	37
LOOKINGGLASS 4	956	510	53.35%	284	134
LOOKINGGLASS 5	545	341	62.57%	196	91
LOOKINGGLASS 6	1027	579	56.38%	347	142
<b>LOOKINGGLASS TOWNSHIP TOTALS</b>	<b>4451</b>	<b>2355</b>	<b>52.91%</b>	<b>1415</b>	<b>586</b>
GERMANTOWN 1	922	580	62.91%	321	147
GERMANTOWN 2	598	313	52.34%	170	68
<b>GERMANTOWN TOWNSHIP TOTALS</b>	<b>1520</b>	<b>893</b>	<b>58.75%</b>	<b>491</b>	<b>215</b>
SANTA FE	896	553	61.72%	309	109
<b>SANTA FE TOWNSHIP TOTALS</b>	<b>896</b>	<b>553</b>	<b>61.72%</b>	<b>309</b>	<b>109</b>
LAKE 1	565	273	48.32%	168	69
LAKE 2	149	74	49.66%	38	17
<b>LAKE TOWNSHIP TOTALS</b>	<b>714</b>	<b>347</b>	<b>48.60%</b>	<b>206</b>	<b>86</b>
BROOKSIDE 1	473	203	42.92%	131	38
BROOKSIDE 2	406	100	24.63%	65	21

**General Election**  
**Tuesday, November 02, 2010**  
Thomas LaCaze  
Clinton County Clerk

**4 JUDICIAL CIRCUIT**  
SHALL EACH OF THE PERSONS LISTED BE RETAINED IN OFFICE AS  
JUDGE OF THE CIRCUIT COURT, FOURTH JUDICIAL CIRCUIT?  
MICHAEL P. KILEY

	<b>Registered Voters</b>	<b>Ballots Cast</b>	<b>Turnout</b>	<b>YES</b>	<b>NO</b>
<b>BROOKSIDE 3</b>	595	145	24.37%	91	37
<b>BROOKSIDE 4</b>	462	223	48.27%	140	49
<b>BROOKSIDE 5</b>	670	234	34.93%	144	47
<b>BROOKSIDE TOWNSHIP TOTALS</b>	<b>2606</b>	<b>905</b>	<b>34.73%</b>	<b>571</b>	<b>192</b>
<b>CLINTON COUNTY TOTALS</b>	<b>26161</b>	<b>13178</b>	<b>50.37%</b>	<b>7854</b>	<b>3070</b>

General Election  
 Tuesday, November 02, 2010  
 Thomas LaCaze  
 Clinton County Clerk

4 JUDICIAL CIRCUIT  
 SHALL EACH OF THE PERSONS LISTED BE RETAINED IN OFFICE AS  
 JUDGE OF THE CIRCUIT COURT, FOURTH JUDICIAL CIRCUIT?  
 KELLY D. LONG

	Registered Voters	Ballots Cast	Turnout	YES	NO
ST ROSE 1	764	381	49.87%	211	90
ST ROSE 2	300	133	44.33%	76	38
<b>ST ROSE TOWNSHIP</b>					
<b>TOTALS</b>	<b>1064</b>	<b>514</b>	<b>48.31%</b>	<b>287</b>	<b>128</b>
WHEATFIELD	396	198	50.00%	129	34
<b>WHEATFIELD TOWNSHIP TOTALS</b>					
<b>TOTALS</b>	<b>396</b>	<b>198</b>	<b>50.00%</b>	<b>129</b>	<b>34</b>
IRISHTOWN 1	553	217	39.24%	113	60
IRISHTOWN 2	278	131	47.12%	77	33
<b>IRISHTOWN TOWNSHIP TOTALS</b>					
<b>TOTALS</b>	<b>831</b>	<b>348</b>	<b>41.88%</b>	<b>190</b>	<b>93</b>
EAST FORK	307	161	52.44%	89	42
<b>EAST FORK TOWNSHIP TOTALS</b>					
<b>TOTALS</b>	<b>307</b>	<b>161</b>	<b>52.44%</b>	<b>89</b>	<b>42</b>
SUGAR CREEK 1	841	448	53.27%	281	92
SUGAR CREEK 2	1080	676	62.59%	416	144
SUGAR CREEK 3	781	453	58.00%	276	99
SUGAR CREEK 4	844	540	63.98%	341	112
SUGAR CREEK 5	801	412	51.44%	228	103
<b>SUGAR CREEK TOWNSHIP TOTALS</b>					
<b>TOTALS</b>	<b>4347</b>	<b>2529</b>	<b>58.18%</b>	<b>1542</b>	<b>550</b>
BREESE 1	928	383	41.27%	247	71
BREESE 2	938	450	47.97%	258	92
BREESE 3	1085	609	8.60%	361	122
BREESE 4	1098	580	52.82%	331	123
<b>BREESE TOWNSHIP TOTALS</b>					
<b>TOTALS</b>	<b>4049</b>	<b>2022</b>	<b>49.94%</b>	<b>1197</b>	<b>408</b>
WADE 1	514	244	47.47%	124	70
WADE 2	773	335	43.34%	206	62
<b>WADE TOWNSHIP TOTALS</b>					
<b>TOTALS</b>	<b>1287</b>	<b>579</b>	<b>44.99%</b>	<b>330</b>	<b>132</b>
CARLYLE 1	818	389	47.56%	213	94

General Election  
 Tuesday, November 02, 2010  
 Thomas LaCaze  
 Clinton County Clerk

4 JUDICIAL CIRCUIT  
 SHALL EACH OF THE PERSONS LISTED BE RETAINED IN OFFICE AS  
 JUDGE OF THE CIRCUIT COURT, FOURTH JUDICIAL CIRCUIT?  
 KELLY D. LONG

	Registered Voters	Ballots Cast	Turnout	YES	NO
CARLYLE 2	874	419	47.94%	246	88
CARLYLE 3	610	289	47.38%	155	58
CARLYLE 4	586	260	44.37%	146	50
<b>CARLYLE TOWNSHIP TOTALS</b>	<b>2888</b>	<b>1357</b>	<b>46.99%</b>	<b>760</b>	<b>290</b>
CLEMENT	388	207	53.35%	131	46
<b>CLEMENT TOWNSHIP TOTALS</b>	<b>388</b>	<b>207</b>	<b>53.35%</b>	<b>131</b>	<b>46</b>
MERIDIAN	417	210	50.36%	125	44
<b>MERIDIAN TOWNSHIP TOTALS</b>	<b>417</b>	<b>210</b>	<b>50.36%</b>	<b>125</b>	<b>44</b>
LOOKINGGLASS 1	1102	573	52.00%	360	127
LOOKINGGLASS 2	551	211	38.29%	128	53
LOOKINGGLASS 3	270	141	52.22%	86	37
LOOKINGGLASS 4	956	510	53.35%	277	131
LOOKINGGLASS 5	545	341	62.57%	186	96
LOOKINGGLASS 6	1027	579	56.38%	342	140
<b>LOOKINGGLASS TOWNSHIP TOTALS</b>	<b>4451</b>	<b>2355</b>	<b>52.91%</b>	<b>1379</b>	<b>584</b>
GERMANTOWN 1	922	580	62.91%	323	137
GERMANTOWN 2	598	313	52.34%	168	63
<b>GERMANTOWN TOWNSHIP TOTALS</b>	<b>1520</b>	<b>893</b>	<b>58.75%</b>	<b>491</b>	<b>200</b>
SANTA FE	896	553	61.72%	297	103
<b>SANTA FE TOWNSHIP TOTALS</b>	<b>896</b>	<b>553</b>	<b>61.72%</b>	<b>297</b>	<b>103</b>
LAKE 1	565	273	48.32%	173	61
LAKE 2	149	74	49.66%	39	15
<b>LAKE TOWNSHIP TOTALS</b>	<b>714</b>	<b>347</b>	<b>48.60%</b>	<b>212</b>	<b>76</b>
BROOKSIDE 1	473	203	42.92%	126	41
BROOKSIDE 2	406	100	24.63%	62	20

**General Election**  
**Tuesday, November 02, 2010**  
 Thomas LaCaze  
 Clinton County Clerk

**4 JUDICIAL CIRCUIT**  
 SHALL EACH OF THE PERSONS LISTED BE RETAINED IN OFFICE AS  
 JUDGE OF THE CIRCUIT COURT, FOURTH JUDICIAL CIRCUIT?  
 KELLY D. LONG

	<b>Registered Voters</b>	<b>Ballots Cast</b>	<b>Turnout</b>	<b>YES</b>	<b>NO</b>
<b>BROOKSIDE 3</b>	595	145	24.37%	90	34
<b>BROOKSIDE 4</b>	462	223	48.27%	139	46
<b>BROOKSIDE 5</b>	670	234	34.93%	140	37
<b>BROOKSIDE TOWNSHIP TOTALS</b>	<b>2606</b>	<b>905</b>	<b>34.73%</b>	<b>557</b>	<b>178</b>
<b>CLINTON COUNTY TOTALS</b>	<b>26161</b>	<b>13178</b>	<b>50.37%</b>	<b>7716</b>	<b>2908</b>

General Election  
 Tuesday, November 02, 2010  
 Thomas LaCaze  
 Clinton County Clerk

4 JUDICIAL CIRCUIT  
 SHALL EACH OF THE PERSONS LISTED BE RETAINED IN OFFICE AS  
 JUDGE OF THE CIRCUIT COURT, FOURTH JUDICIAL CIRCUIT?  
 WM. ROBIN TODD

	Registered Voters	Ballots Cast	Turnout	YES	NO
ST ROSE 1	764	381	49.87%	203	92
ST ROSE 2	300	133	44.33%	68	47
<b>ST ROSE TOWNSHIP</b>					
<b>TOTALS</b>	<b>1064</b>	<b>514</b>	<b>48.31%</b>	<b>271</b>	<b>139</b>
WHEATFIELD	396	198	50.00%	130	33
<b>WHEATFIELD TOWNSHIP TOTALS</b>					
<b>TOTALS</b>	<b>396</b>	<b>198</b>	<b>50.00%</b>	<b>130</b>	<b>33</b>
IRISHTOWN 1	553	217	39.24%	115	62
IRISHTOWN 2	278	131	47.12%	75	35
<b>IRISHTOWN TOWNSHIP TOTALS</b>					
<b>TOTALS</b>	<b>831</b>	<b>348</b>	<b>41.88%</b>	<b>190</b>	<b>97</b>
EAST FORK	307	161	52.44%	94	41
<b>EAST FORK TOWNSHIP TOTALS</b>					
<b>TOTALS</b>	<b>307</b>	<b>161</b>	<b>52.44%</b>	<b>94</b>	<b>41</b>
SUGAR CREEK 1	841	448	53.27%	278	96
SUGAR CREEK 2	1080	676	62.59%	405	148
SUGAR CREEK 3	781	453	58.00%	271	105
SUGAR CREEK 4	844	540	63.98%	329	123
SUGAR CREEK 5	801	412	51.44%	222	108
<b>SUGAR CREEK TOWNSHIP TOTALS</b>					
<b>TOTALS</b>	<b>4347</b>	<b>2529</b>	<b>58.18%</b>	<b>1505</b>	<b>580</b>
BREESE 1	928	383	41.27%	244	76
BREESE 2	938	450	47.97%	256	95
BREESE 3	1085	609	8.60%	359	129
BREESE 4	1098	580	52.82%	326	131
<b>BREESE TOWNSHIP TOTALS</b>					
<b>TOTALS</b>	<b>4049</b>	<b>2022</b>	<b>49.94%</b>	<b>1185</b>	<b>431</b>
WADE 1	514	244	47.47%	120	75
WADE 2	773	335	43.34%	207	63
<b>WADE TOWNSHIP TOTALS</b>					
<b>TOTALS</b>	<b>1287</b>	<b>579</b>	<b>44.99%</b>	<b>327</b>	<b>138</b>
CARLYLE 1	818	389	47.56%	209	99

General Election  
 Tuesday, November 02, 2010  
 Thomas LaCaze  
 Clinton County Clerk

4 JUDICIAL CIRCUIT  
 SHALL EACH OF THE PERSONS LISTED BE RETAINED IN OFFICE AS  
 JUDGE OF THE CIRCUIT COURT, FOURTH JUDICIAL CIRCUIT?  
 WM. ROBIN TODD

	Registered Voters	Ballots Cast	Turnout	YES	NO
CARLYLE 2	874	419	47.94%	239	95
CARLYLE 3	610	289	47.38%	152	63
CARLYLE 4	586	260	44.37%	146	48
<b>CARLYLE TOWNSHIP TOTALS</b>	<b>2888</b>	<b>1357</b>	<b>46.99%</b>	<b>746</b>	<b>305</b>
CLEMENT	388	207	53.35%	128	50
<b>CLEMENT TOWNSHIP TOTALS</b>	<b>388</b>	<b>207</b>	<b>53.35%</b>	<b>128</b>	<b>50</b>
MERIDIAN	417	210	50.36%	122	50
<b>MERIDIAN TOWNSHIP TOTALS</b>	<b>417</b>	<b>210</b>	<b>50.36%</b>	<b>122</b>	<b>50</b>
LOOKINGGLASS 1	1102	573	52.00%	359	127
LOOKINGGLASS 2	551	211	38.29%	124	59
LOOKINGGLASS 3	270	141	52.22%	82	41
LOOKINGGLASS 4	956	510	53.35%	275	133
LOOKINGGLASS 5	545	341	62.57%	183	98
LOOKINGGLASS 6	1027	579	56.38%	334	150
<b>LOOKINGGLASS TOWNSHIP TOTALS</b>	<b>4451</b>	<b>2355</b>	<b>52.91%</b>	<b>1357</b>	<b>608</b>
GERMANTOWN 1	922	580	62.91%	317	144
GERMANTOWN 2	598	313	52.34%	162	70
<b>GERMANTOWN TOWNSHIP TOTALS</b>	<b>1520</b>	<b>893</b>	<b>58.75%</b>	<b>479</b>	<b>214</b>
SANTA FE	896	553	61.72%	289	110
<b>SANTA FE TOWNSHIP TOTALS</b>	<b>896</b>	<b>553</b>	<b>61.72%</b>	<b>289</b>	<b>110</b>
LAKE 1	565	273	48.32%	166	67
LAKE 2	149	74	49.66%	37	17
<b>LAKE TOWNSHIP TOTALS</b>	<b>714</b>	<b>347</b>	<b>48.60%</b>	<b>203</b>	<b>84</b>
BROOKSIDE 1	473	203	42.92%	125	44
BROOKSIDE 2	406	100	24.63%	64	21



**General Election**  
**Tuesday, November 02, 2010**  
Thomas LaCaze  
Clinton County Clerk

**4 JUDICIAL CIRCUIT**  
SHALL EACH OF THE PERSONS LISTED BE RETAINED IN OFFICE AS  
JUDGE OF THE CIRCUIT COURT, FOURTH JUDICIAL CIRCUIT?  
WM. ROBIN TODD

	<b>Registered Voters</b>	<b>Ballots Cast</b>	<b>Turnout</b>	<b>YES</b>	<b>NO</b>
<b>BROOKSIDE 3</b>	595	145	24.37%	91	32
<b>BROOKSIDE 4</b>	462	223	48.27%	137	49
<b>BROOKSIDE 5</b>	670	234	34.93%	135	47
<b>BROOKSIDE TOWNSHIP TOTALS</b>	<b>2606</b>	<b>905</b>	<b>34.73%</b>	<b>552</b>	<b>193</b>
<b>CLINTON COUNTY TOTALS</b>	<b>26161</b>	<b>13178</b>	<b>50.37%</b>	<b>7578</b>	<b>3073</b>


**CANVASS OF VOTES**  
**in Clinton County, Illinois at the General Election on Tuesday, November 2, 2010**

---

STATE OF ILLINOIS  
COUNTY OF CLINTON

**4 JUDICIAL CIRCUIT**

I, Thomas LaCaze, Clinton County Clerk, do hereby certify that the above is a correct copy of the Canvass of votes cast at the General Election held in Clinton County on Tuesday, November 2, 2010. This canvass was made by the County Canvassing Board of Clinton County and is now on file in my office.



Dated: Friday, November 19, 2010

---

Thomas LaCaze, Clinton County Clerk

**General Election**  
**Tuesday, November 02, 2010**  
Thomas LaCaze  
Clinton County Clerk

**C TRENTON**  
PROPOSITION TO IMPOSE A MUNICIPAL SERVICE OCCUPATION TAX IN  
THE CITY OF TRENTON

	<b>Registered Voters</b>	<b>Ballots Cast</b>	<b>Turnout</b>	<b>YES</b>	<b>NO</b>
<b>SUGAR CREEK 2</b>	598	345	57.69%	116	221
<b>SUGAR CREEK 3</b>	547	283	51.74%	83	195
<b>SUGAR CREEK 4</b>	740	473	63.92%	153	311
<b>SUGAR CREEK TOWNSHIP TOTALS</b>	<b>1885</b>	<b>1101</b>	<b>58.41%</b>	<b>352</b>	<b>727</b>
<b>CLINTON COUNTY TOTALS</b>	<b>1885</b>	<b>1101</b>	<b>58.41%</b>	<b>352</b>	<b>727</b>

**CANVASS OF VOTES**  
**in Clinton County, Illinois at the General Election on Tuesday, November 2, 2010**

---

STATE OF ILLINOIS  
COUNTY OF CLINTON

**C TRENTON**

I, Thomas LaCaze, Clinton County Clerk, do hereby certify that the above is a correct copy of the Canvass of votes cast at the General Election held in Clinton County on Tuesday, November 2, 2010. This canvass was made by the County Canvassing Board of Clinton County and is now on file in my office.



Dated: Friday, November 19, 2010

---

Thomas LaCaze, Clinton County Clerk

**General Election**  
**Tuesday, November 02, 2010**  
 Thomas LaCaze  
 Clinton County Clerk

**GSD 62**  
 PROPOSITION TO ISSUE \$1,255,000 SCHOOL BUILDING BONDS

	<b>Registered Voters</b>	<b>Ballots Cast</b>	<b>Turnout</b>	<b>YES</b>	<b>NO</b>
<b>LOOKINGGLASS 2</b>	6	2	33.33%	0	2
<b>LOOKINGGLASS 3</b>	17	8	47.06%	7	0
<b>LOOKINGGLASS 4</b>	3	1	33.33%	1	0
<b>LOOKINGGLASS 5</b>	541	339	62.66%	229	107
<b>LOOKINGGLASS TOWNSHIP TOTALS</b>	<b>567</b>	<b>350</b>	<b>61.73%</b>	<b>237</b>	<b>109</b>
<b>GERMANTOWN 1</b>	0	0	0.00%	0	0
<b>GERMANTOWN 2</b>	37	24	64.86%	21	3
<b>GERMANTOWN TOWNSHIP TOTALS</b>	<b>37</b>	<b>24</b>	<b>64.86%</b>	<b>21</b>	<b>3</b>
<b>CLINTON COUNTY TOTALS</b>	<b>604</b>	<b>374</b>	<b>61.92%</b>	<b>258</b>	<b>112</b>


**CANVASS OF VOTES**  
**in Clinton County, Illinois at the General Election on Tuesday, November 2, 2010**

---

STATE OF ILLINOIS  
COUNTY OF CLINTON

**GSD 62**

I, Thomas LaCaze, Clinton County Clerk, do hereby certify that the above is a correct copy of the Canvass of votes cast at the General Election held in Clinton County on Tuesday, November 2, 2010. This canvass was made by the County Canvassing Board of Clinton County and is now on file in my office.



Dated: Friday, November 19, 2010

---

Thomas LaCaze, Clinton County Clerk

General Election  
 Tuesday, November 02, 2010  
 Thomas LaCaze  
 Clinton County Clerk

WESCLIN CUSD 3  
 PROPOSITION TO ISSUE \$9,600,000 SCHOOL BUILDING BONDS

	Registered Voters	Ballots Cast	Turnout	YES	NO
SUGAR CREEK 1	13	2	15.38%	0	2
SUGAR CREEK 2	1079	670	62.09%	361	304
SUGAR CREEK 3	781	453	58.00%	273	177
SUGAR CREEK 4	844	540	63.98%	336	202
SUGAR CREEK 5	6	0	0.00%	0	0
<b>SUGAR CREEK</b>					
<b>TOWNSHIP TOTALS</b>	<b>2723</b>	<b>1665</b>	<b>61.15%</b>	<b>970</b>	<b>685</b>
LOOKINGGLASS 1	1102	573	52.00%	359	211
LOOKINGGLASS 2	545	209	38.35%	116	90
LOOKINGGLASS 3	253	133	52.57%	65	68
LOOKINGGLASS 4	14	11	78.57%	7	4
LOOKINGGLASS 5	4	2	50.00%	2	0
LOOKINGGLASS 6	1027	579	56.38%	350	221
<b>LOOKINGGLASS</b>					
<b>TOWNSHIP TOTALS</b>	<b>2945</b>	<b>1507</b>	<b>51.17%</b>	<b>899</b>	<b>594</b>
<b>CLINTON COUNTY</b>					
<b>TOTALS</b>	<b>5668</b>	<b>3172</b>	<b>55.96%</b>	<b>1869</b>	<b>1279</b>
MASCOUTAH 1	2	1	50.00%	1	0
<b>MASCOUTAH</b>					
<b>TOWNSHIP TOTALS</b>	<b>2</b>	<b>1</b>	<b>50.00%</b>	<b>1</b>	<b>0</b>
<b>ST CLAIR COUNTY</b>					
<b>TOTALS</b>	<b>4</b>	<b>2</b>	<b>50.00%</b>	<b>2</b>	<b>0</b>
<b>GRAND TOTALS</b>					
<b>GRAND TOTALS</b>	<b>5672</b>	<b>3174</b>	<b>55.96%</b>	<b>1871</b>	<b>1279</b>

**CANVASS OF VOTES**  
**in Clinton County, Illinois at the General Election on Tuesday, November 2, 2010**

---

STATE OF ILLINOIS  
COUNTY OF CLINTON

**WESCLIN CUSD 3**

I, Thomas LaCaze, Clinton County Clerk, do hereby certify that the above is a correct copy of the Canvass of votes cast at the General Election held in Clinton County on Tuesday, November 2, 2010. This canvass was made by the County Canvassing Board of Clinton County and is now on file in my office.



Dated: Friday, November 19, 2010

---

Thomas LaCaze, Clinton County Clerk