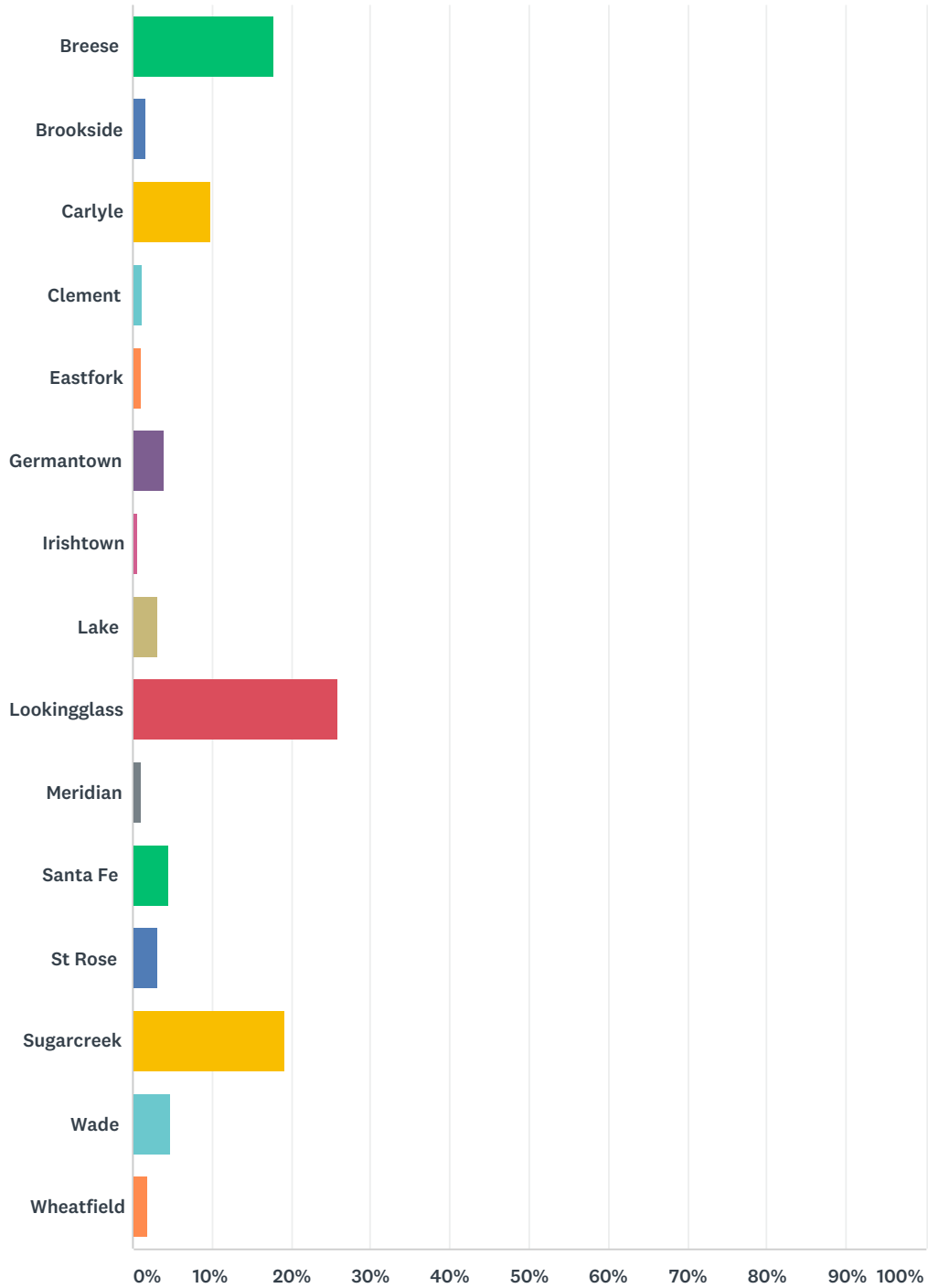


Q1 In which Township of Clinton County do you live or own property?

Answered: 615 Skipped: 0

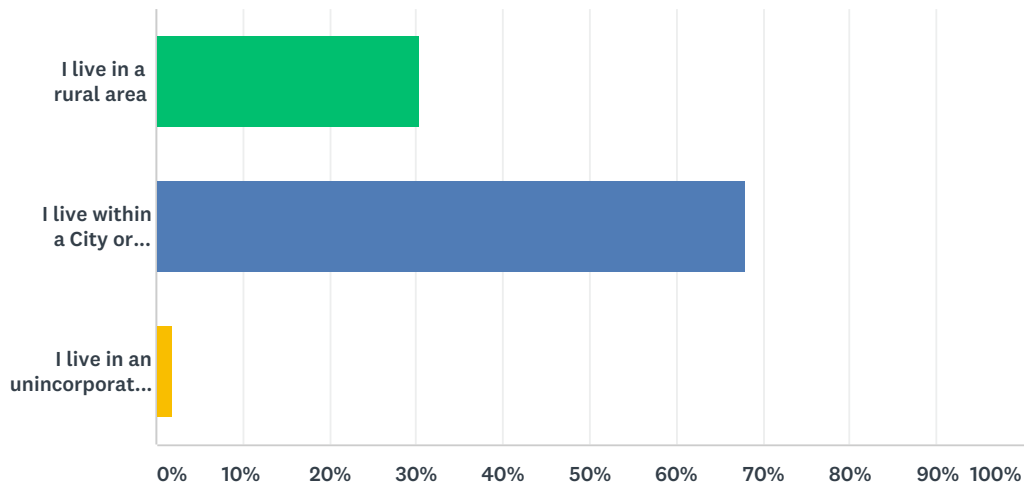


ANSWER CHOICES	RESPONSES	
Breese	18%	109
Brookside	2%	10
Carlyle	10%	60

Clement	1%	8
Eastfork	1%	7
Germantown	4%	25
Irishtown	1%	4
Lake	3%	19
Lookingglass	26%	160
Meridian	1%	7
Santa Fe	5%	28
St Rose	3%	19
Sugarcreek	19%	119
Wade	5%	29
Wheatfield	2%	11
TOTAL		615

Q2 Select the one response that describes where you live in your township.

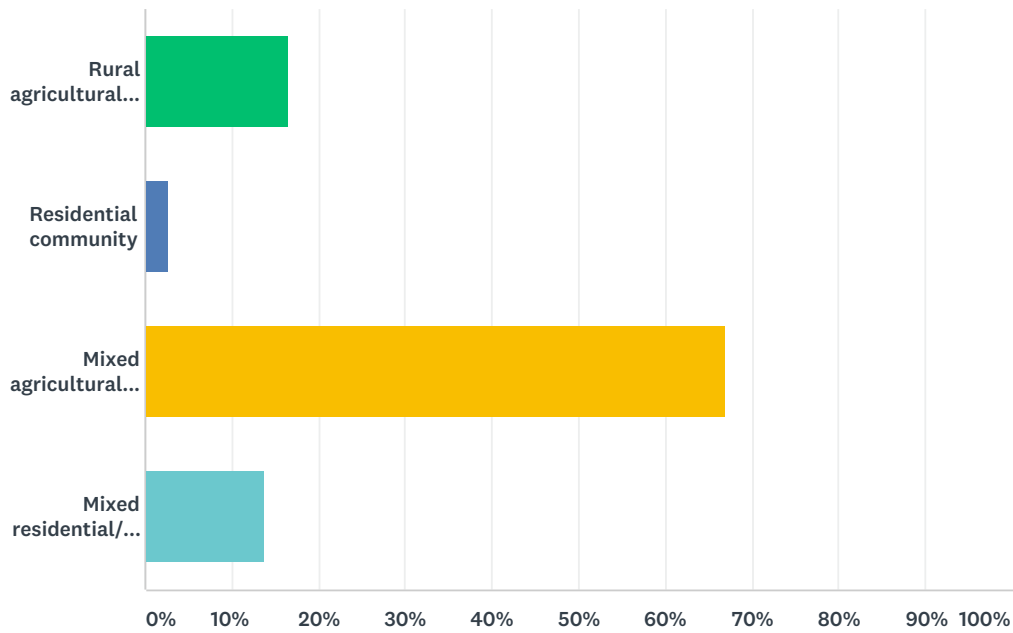
Answered: 615 Skipped: 0



ANSWER CHOICES	RESPONSES
I live in a rural area	30% 186
I live within a City or Village	68% 418
I live in an unincorporated town	2% 11
TOTAL	615

Q3 Which one term would you select to describe Clinton County, as you want to see it, 25 years from now?

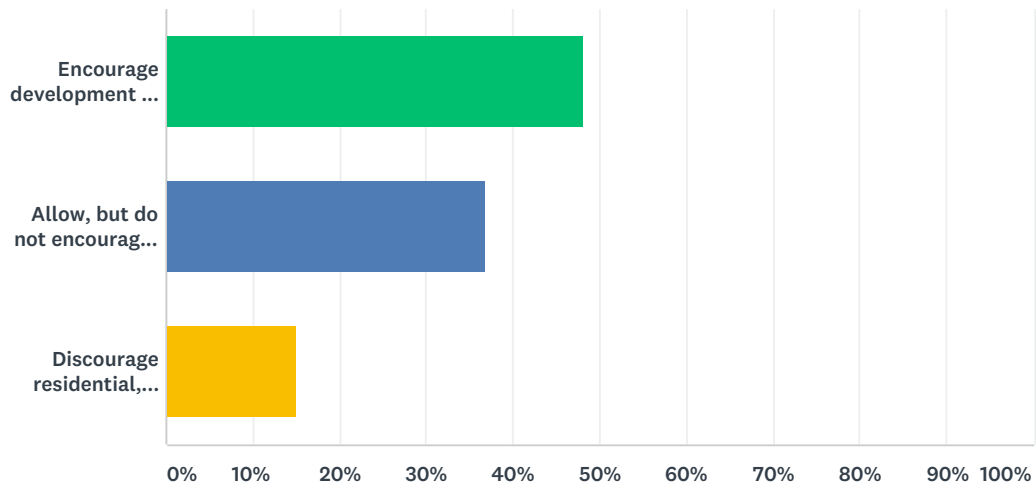
Answered: 615 Skipped: 0



ANSWER CHOICES	RESPONSES	
Rural agricultural community	16%	101
Residential community	3%	17
Mixed agricultural/residential	67%	412
Mixed residential/business	14%	85
TOTAL		615

Q4 Should development be encouraged or discouraged in rural Clinton County?

Answered: 615 Skipped: 0



ANSWER CHOICES	RESPONSES	
Encourage development of all kinds: residential, commercial, industrial	48%	296
Allow, but do not encourage, development of all kinds	37%	226
Discourage residential, commercial, and industrial development in rural areas of Clinton County	15%	93
TOTAL		615

Q5 If Clinton County is to grow, what kinds of growth and /or business development would you like to see in the unincorporated areas? Check all that apply.

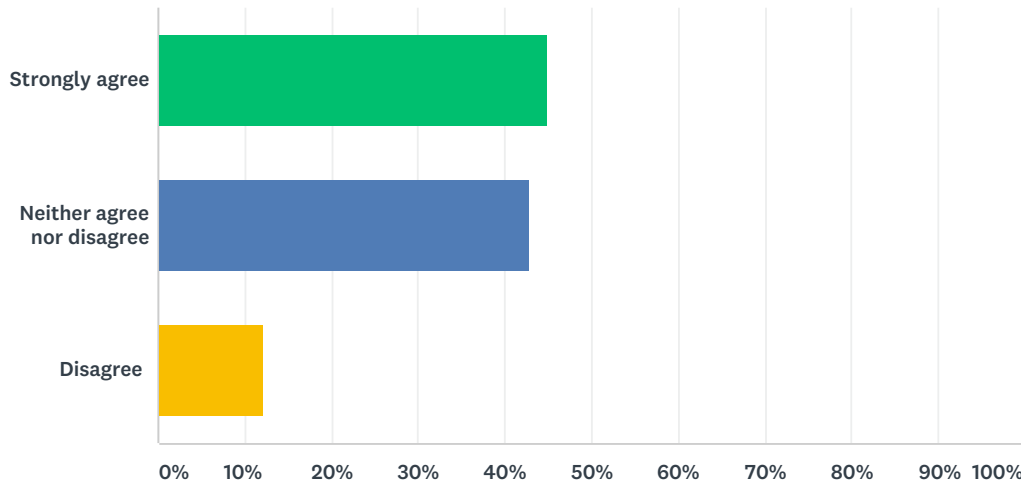
Answered: 615 Skipped: 0



ANSWER CHOICES	RESPONSES	
Agricultural residential	58%	354
office parks, retail outlet, light industry, heavy industry	44%	273
Single family or multi-family residential	44%	269
Tourism-related businesses	29%	180
Total Respondents: 615		

Q6 Do you agree or disagree that Clinton County government should set agricultural land preservation as a priority goal and implement public policies to achieve it?

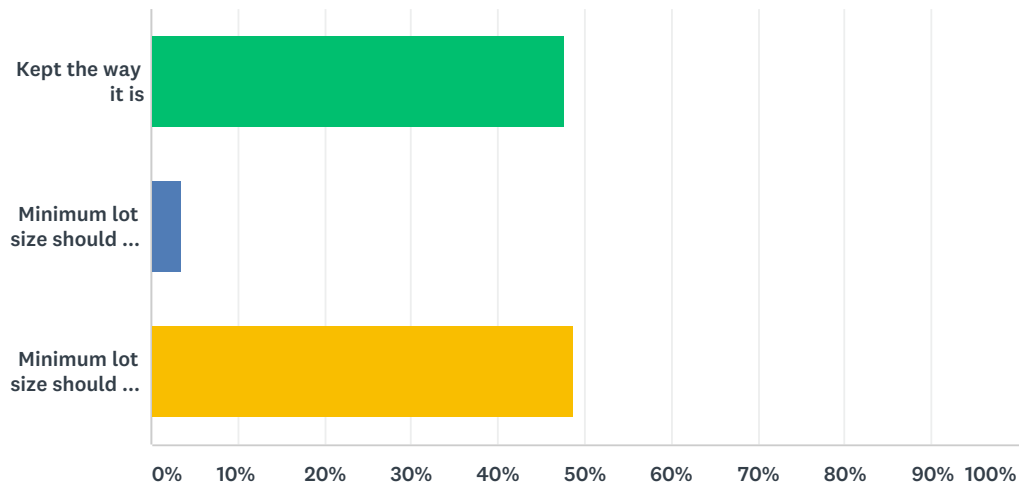
Answered: 615 Skipped: 0



ANSWER CHOICES	RESPONSES	
Strongly agree	45%	277
Neither agree nor disagree	43%	264
Disagree	12%	74
TOTAL		615

Q7 The current lot size for building a home on land zoned agricultural in Clinton County is 40 acres. This standard should be:

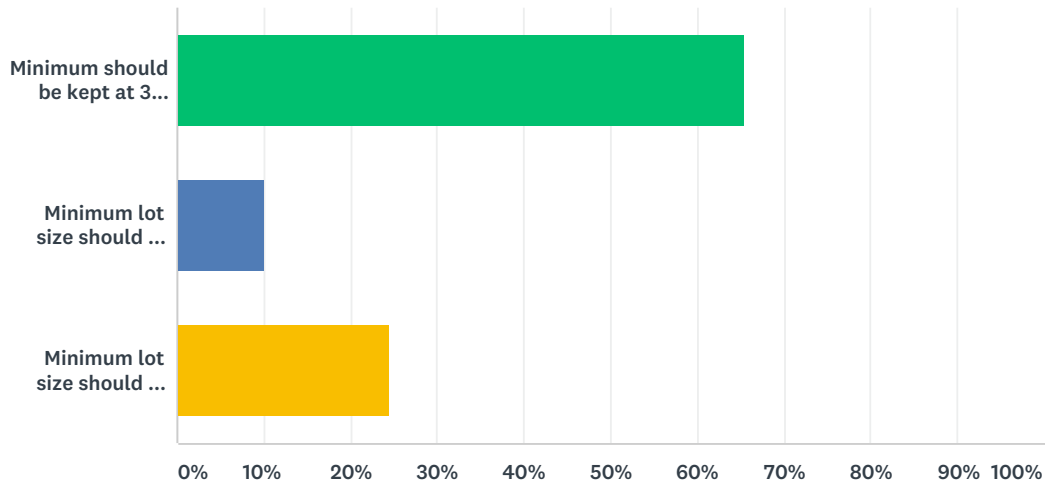
Answered: 615 Skipped: 0



ANSWER CHOICES	RESPONSES	
Kept the way it is	48%	293
Minimum lot size should be increased	4%	22
Minimum lot size should be decreased	49%	300
TOTAL		615

Q8 The current minimum lot size in rural areas for building a home on land zoned Agricultural-Residential (A-R) is 3 acres. This lot size should be:

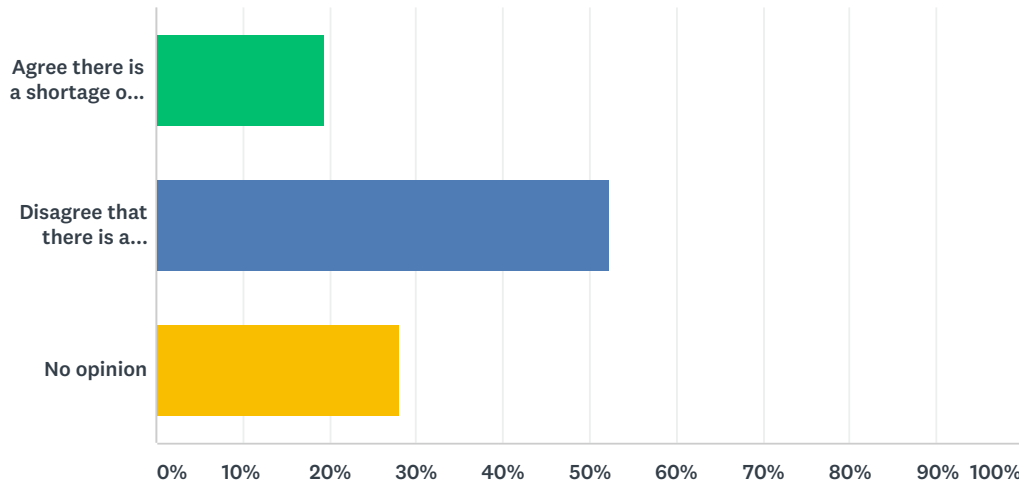
Answered: 615 Skipped: 0



ANSWER CHOICES	RESPONSES	
Minimum should be kept at 3 acres	66%	403
Minimum lot size should be increased	10%	62
Minimum lot size should be decreased	24%	150
TOTAL		615

Q9 Do you believe that there is a shortage of housing in Clinton County?

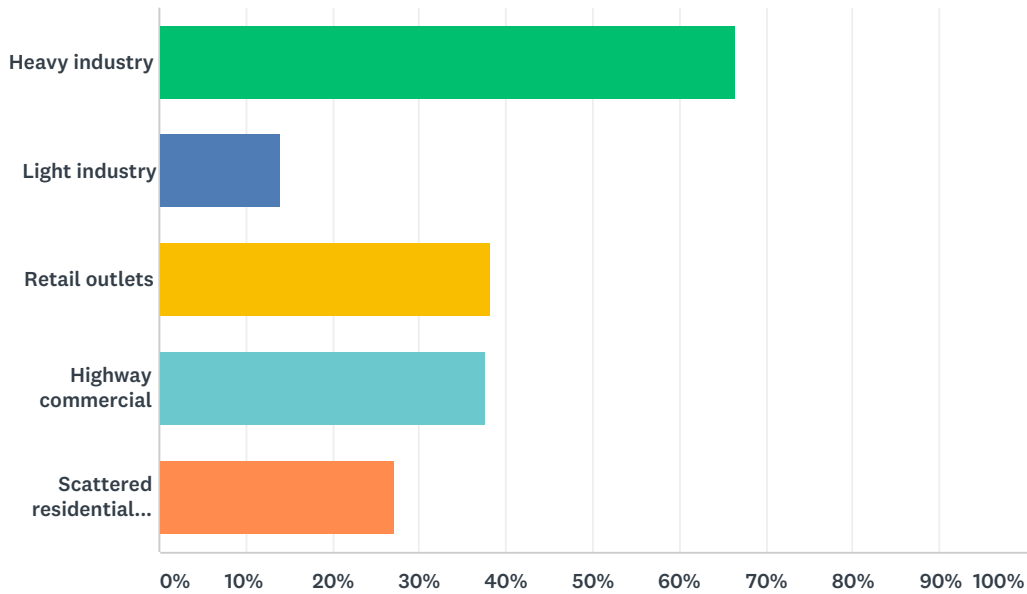
Answered: 615 Skipped: 0



ANSWER CHOICES	RESPONSES	
Agree there is a shortage of housing	20%	120
Disagree that there is a shortage of housing	52%	322
No opinion	28%	173
TOTAL		615

Q10 Of the following types of new development which would you NOT want to see happen in Clinton County's unincorporated areas? Check all that apply.

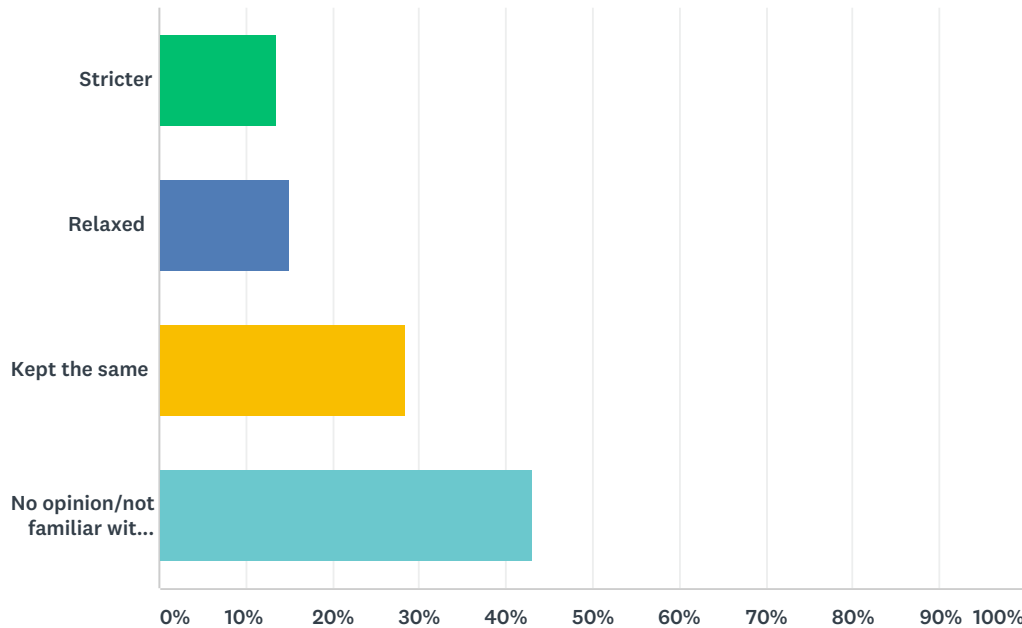
Answered: 615 Skipped: 0



ANSWER CHOICES	RESPONSES
Heavy industry	67% 409
Light industry	14% 86
Retail outlets	38% 235
Highway commercial	38% 231
Scattered residential houses	27% 167
Total Respondents: 615	

Q11 To address future development, Clinton County's existing zoning ordinance - which governs unincorporated areas, but not cities and villages - should be:

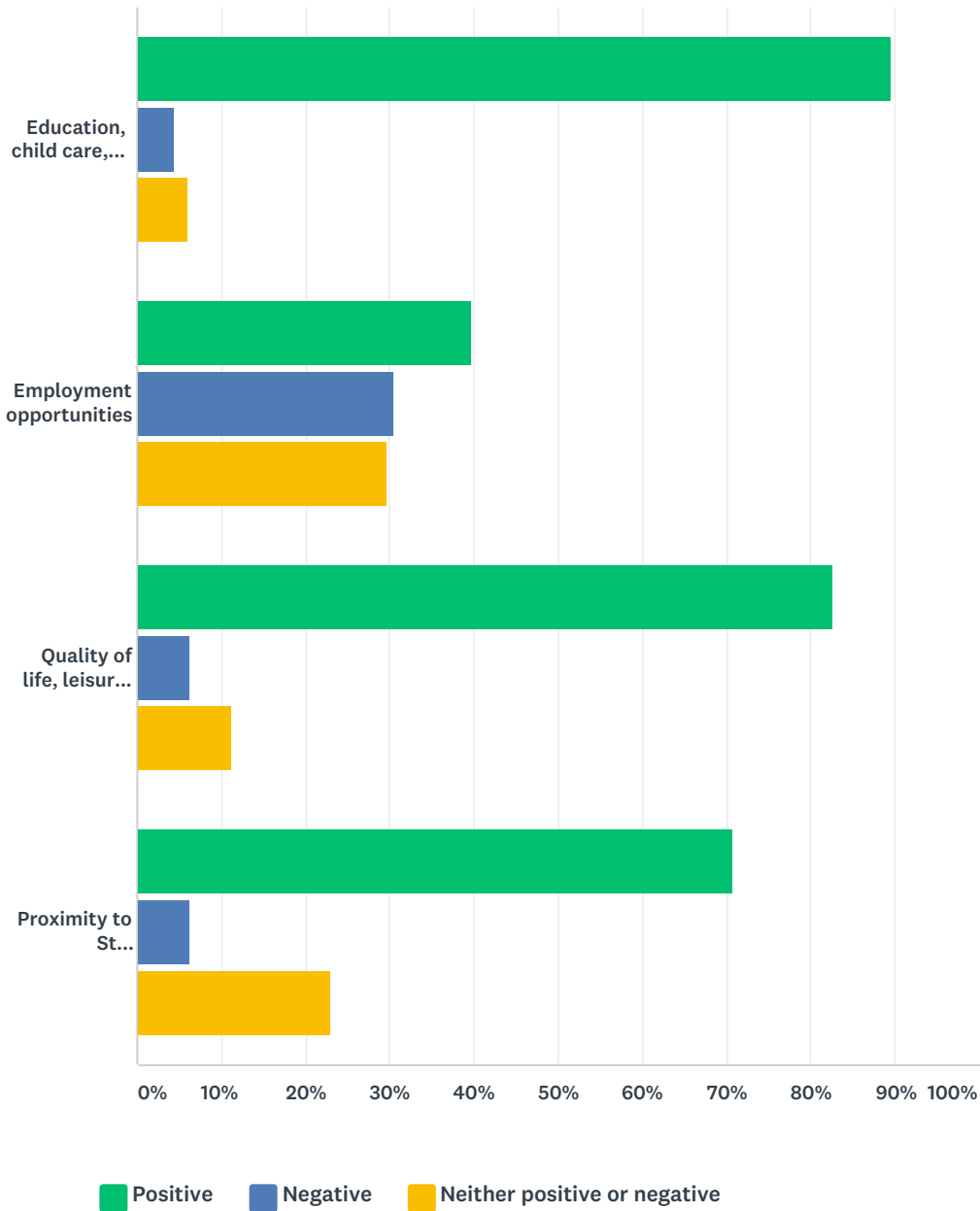
Answered: 615 Skipped: 0



ANSWER CHOICES	RESPONSES	
Stricter	13%	83
Relaxed	15%	92
Kept the same	28%	175
No opinion/not familiar with the ordinance	43%	265
TOTAL		615

Q12 A variety of local characteristics influence a person's choice of where to live. What is your opinion of each of the following in influencing someone's decision to live, locate, or invest in Clinton County?

Answered: 615 Skipped: 0

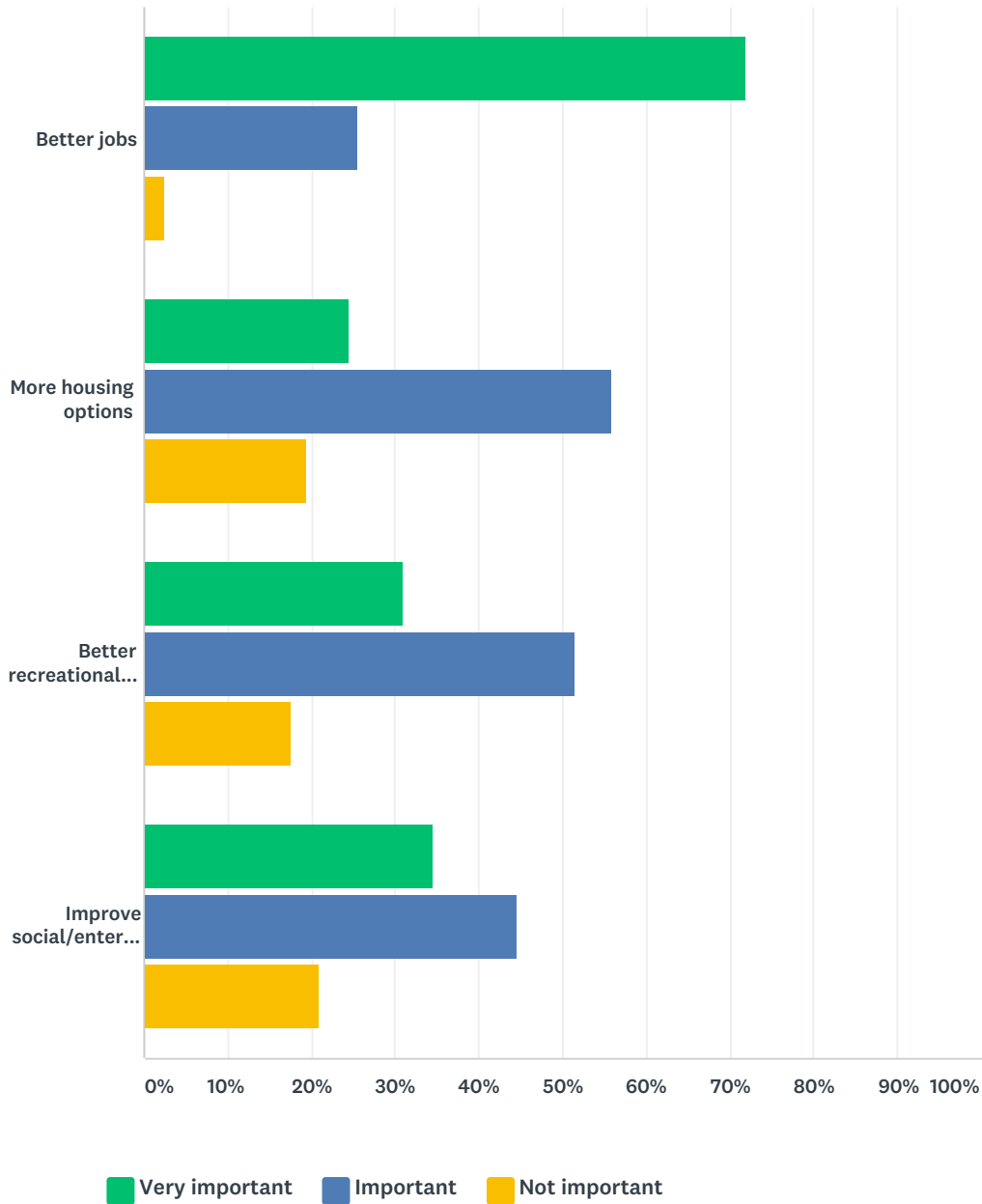


	POSITIVE	NEGATIVE	NEITHER POSITIVE OR NEGATIVE	TOTAL
Education, child care, family friendly	90% 551	4% 27	6% 37	615
Employment opportunities	40% 244	31% 188	30% 183	615
Quality of life, leisure activities	83% 508	6% 38	11% 69	615

Proximity to St Louis/commuting distance	71%	6%	23%	
	435	39	141	615

Q13 Rank the following for retaining recent graduates

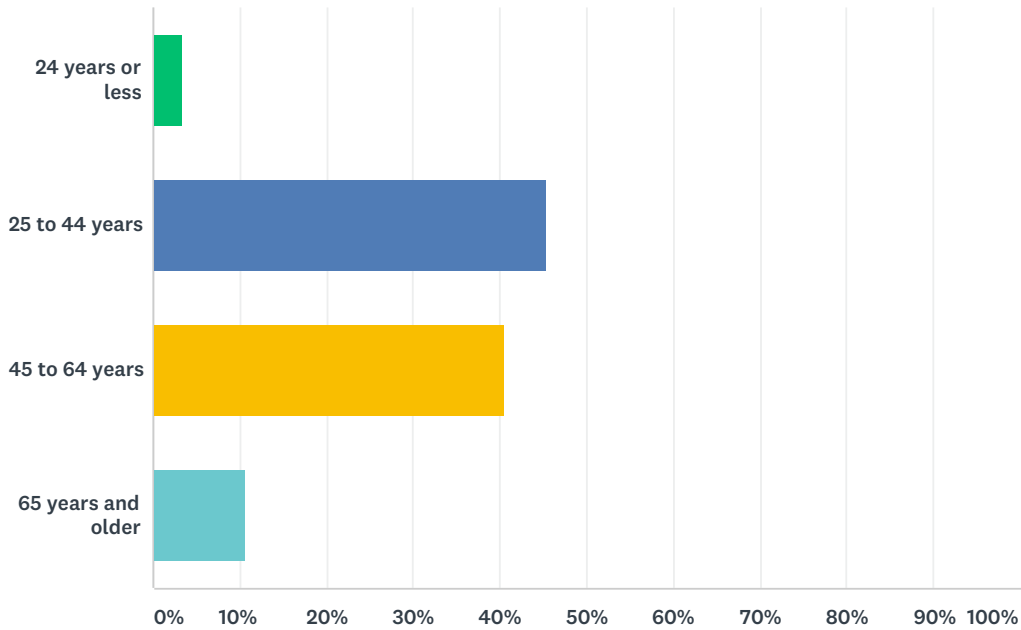
Answered: 615 Skipped: 0



	VERY IMPORTANT	IMPORTANT	NOT IMPORTANT	TOTAL	WEIGHTED AVERAGE
Better jobs	72% 443	26% 157	2% 15	615	1.30
More housing options	25% 151	56% 344	20% 120	615	1.95
Better recreational opportunities	31% 191	51% 316	18% 108	615	1.87
Improve social/entertainment	34% 212	45% 274	21% 129	615	1.87

Q14 What age group do you belong to?

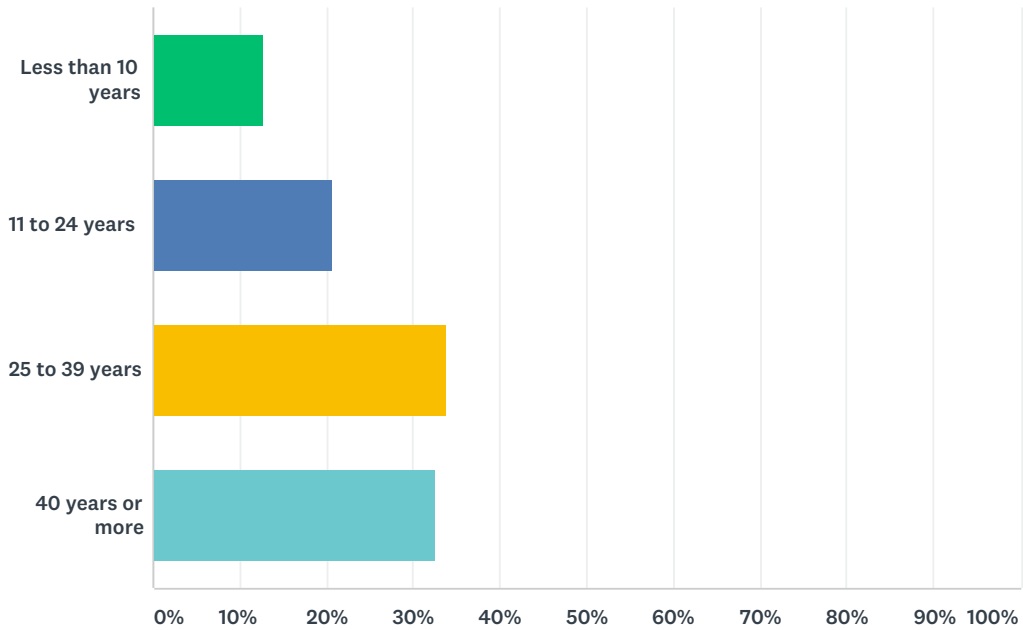
Answered: 615 Skipped: 0



ANSWER CHOICES	RESPONSES	
24 years or less	3%	20
25 to 44 years	45%	279
45 to 64 years	41%	250
65 years and older	11%	66
TOTAL		615

Q15 How long have you lived, or owned land in, Clinton County?

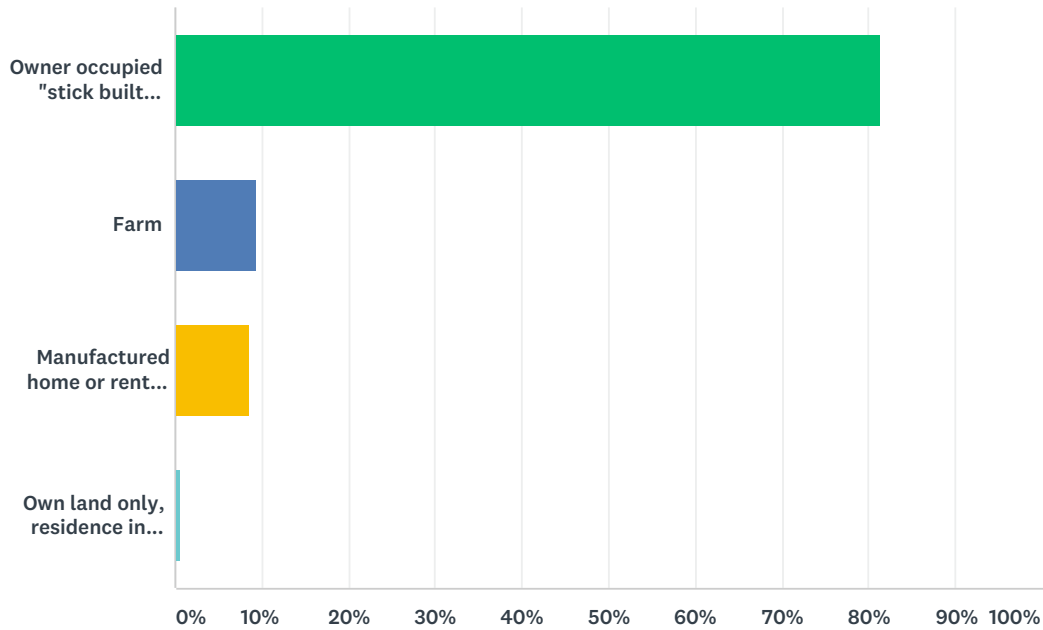
Answered: 615 Skipped: 0



ANSWER CHOICES	RESPONSES	
Less than 10 years	13%	78
11 to 24 years	21%	128
25 to 39 years	34%	208
40 years or more	33%	201
TOTAL		615

Q16 Which best describes your primary place of residence?

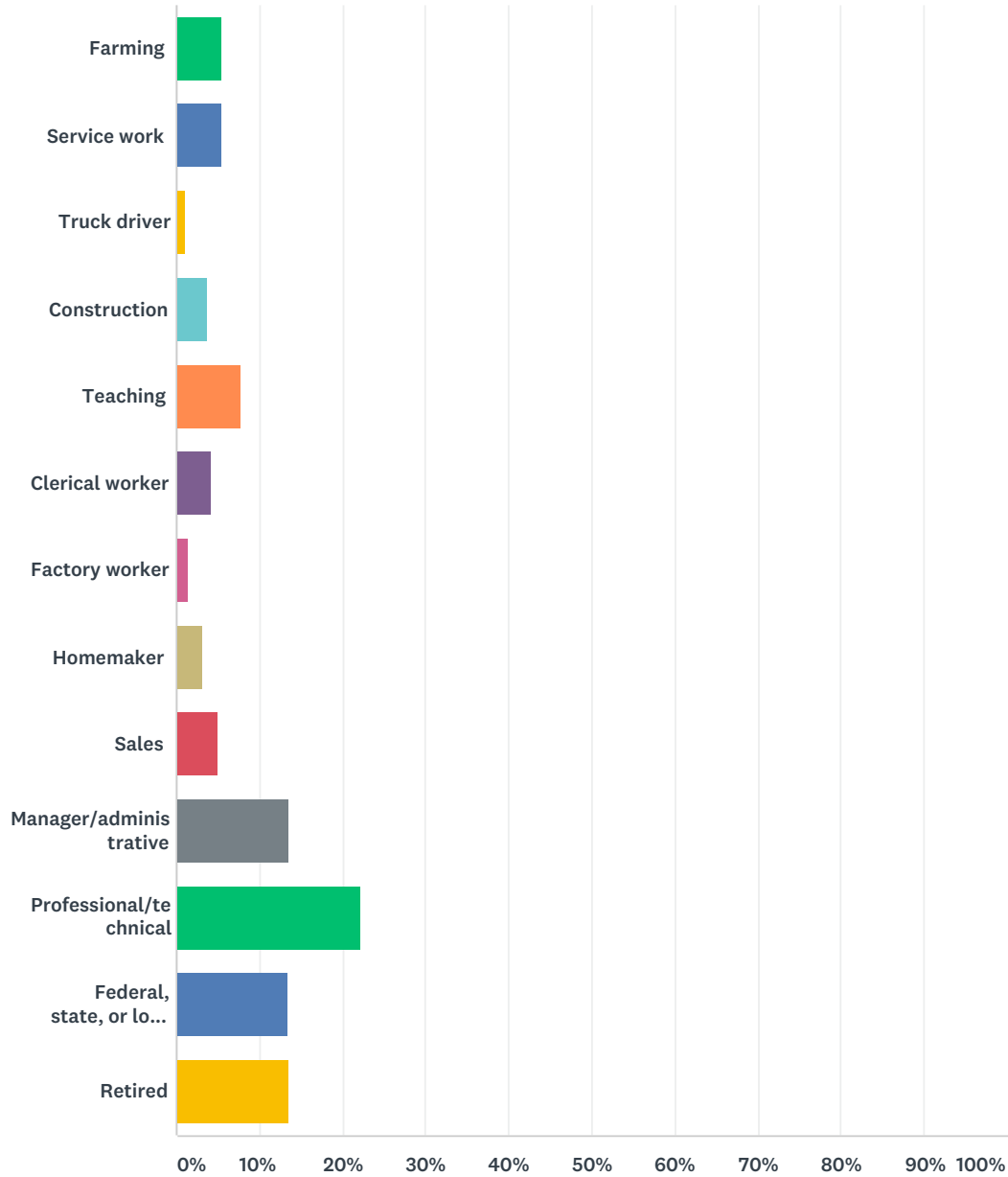
Answered: 615 Skipped: 0



ANSWER CHOICES	RESPONSES	
Owner occupied "stick built" home	81%	500
Farm	9%	58
Manufactured home or rental property	9%	53
Own land only, residence in another county	1%	4
TOTAL		615

Q17 What is your primary occupational category?

Answered: 615 Skipped: 0

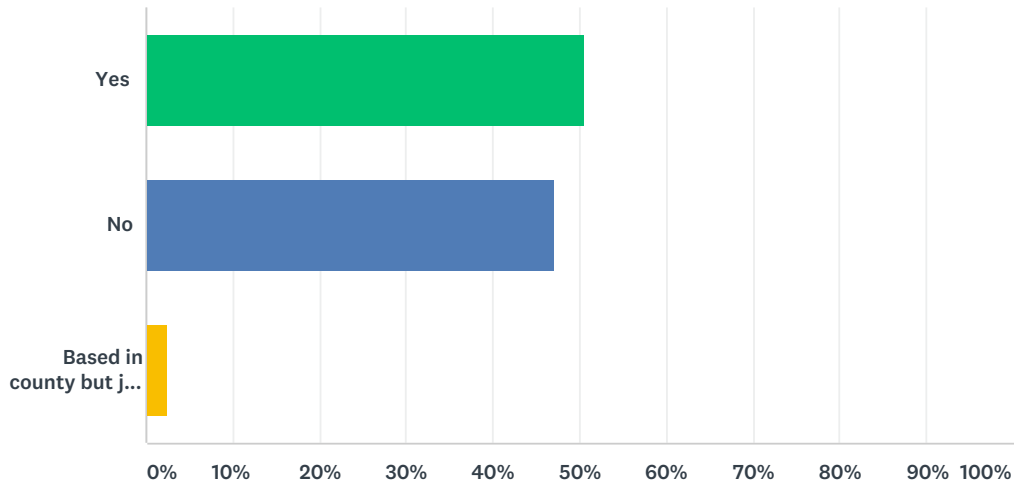


ANSWER CHOICES	RESPONSES
Farming	6% 34
Service work	5% 33
Truck driver	1% 7
Construction	4% 23
Teaching	8% 48
Clerical worker	4% 26

Factory worker	1%	9
Homemaker	3%	19
Sales	5%	31
Manager/administrative	14%	84
Professional/technical	22%	136
Federal, state, or local government	13%	82
Retired	13%	83
TOTAL		615

Q18 Is your primary place of employment within Clinton County?

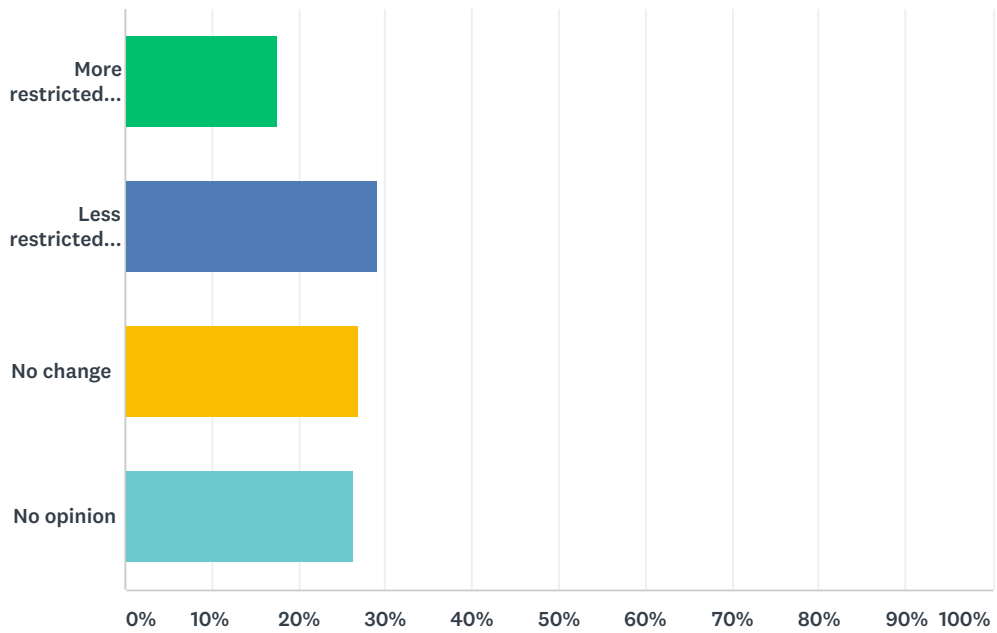
Answered: 615 Skipped: 0



ANSWER CHOICES	RESPONSES	
Yes	51%	311
No	47%	289
Based in county but job involves travel beyond	2%	15
TOTAL		615

Q19 Should development be more or less restricted along rural principal highways?

Answered: 613 Skipped: 2



ANSWER CHOICES	RESPONSES	
More restricted along rural principal highways	18%	108
Less restricted along rural principal highways	29%	178
No change	27%	165
No opinion	26%	162
TOTAL		613